

BOSS[®]
AUDIO SYSTEMS

 Bluetooth[®]



PHANTOM900

USER'S MANUAL

BLUETOOTH[®] | 3" (76 mm)

WEATHER RATED CHROME SPEAKERS

FEATURING BUILT-IN AMPLIFIER SYSTEM



Congratulations

On your new purchase of a Phantom900 amplified speaker system. It has been designed, engineered and manufactured to bring you the highest level of performance and quality, for years of listening pleasure.

**Thank you
For making Boss Audio Systems your choice
for motorcycle audio entertainment.**

Please read through these instructions carefully so you will know how to operate your speaker properly. After you have finished reading this instructions, keep this document in a safe place for future reference.



Contents

Phantom900 speakers w/clamps	2 pcs
Mounting inserts:	
1" diameter (installed)	4 pcs
1.25 " diameter	4 pcs
1.5 " diameter	4 pcs
5mm Hex wrench	1 pc
6mm Hex wrench	1 pc

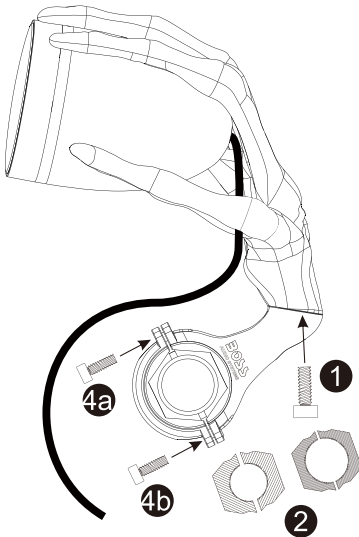
Features

Your new Phantom900 speakers feature the following:

- 3.5mm audio input
- Adjustable speaker clamps
- Weatherproof volume control
- Weatherproof speakers
- Bluetooth audio streaming
- Built-in class D amplifier

Installation / Mounting

1. Adjust the direction of the speaker and screw the bracket to the bottom of the speaker.
2. Select the rubber inserts that fit your mounting bar and place them into the brackets.
3. Find a safe, ideal mounting location and fit the clamps over the chosen bars.
4. Fasten the mounting screws after you review the safety of the mounting location.



Reminder

- The components and wiring should not be installed around any moving parts, keep away from ignition parts, fuel lines, or any hot exhaust components.
- Speakers should not be installed where they might inhibit safety features on the vehicle (i.e. lights, horns, brake levers, etc.).

Phantom900 Motorcycle / UTV Amplified Speakers

Power Supply Connection

Option A

Connected to Battery through a

12 VDC SPDT Relay

(Single Pole Double Throw)

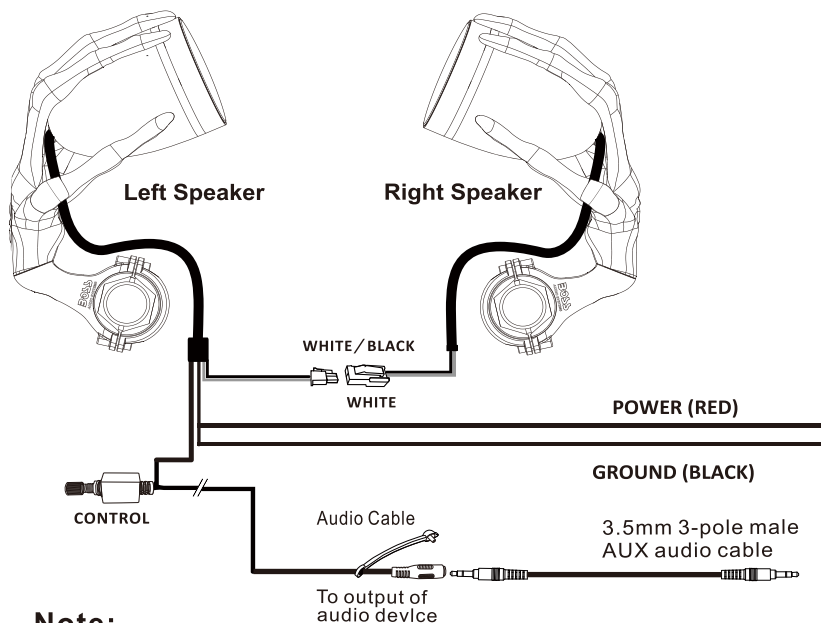
NOT INCLUDED, SOLD SEPARATELY

Option B

Connected to Battery through a

Waterproof Switch (250V AC/6A)

NOT INCLUDED, SOLD SEPARATELY

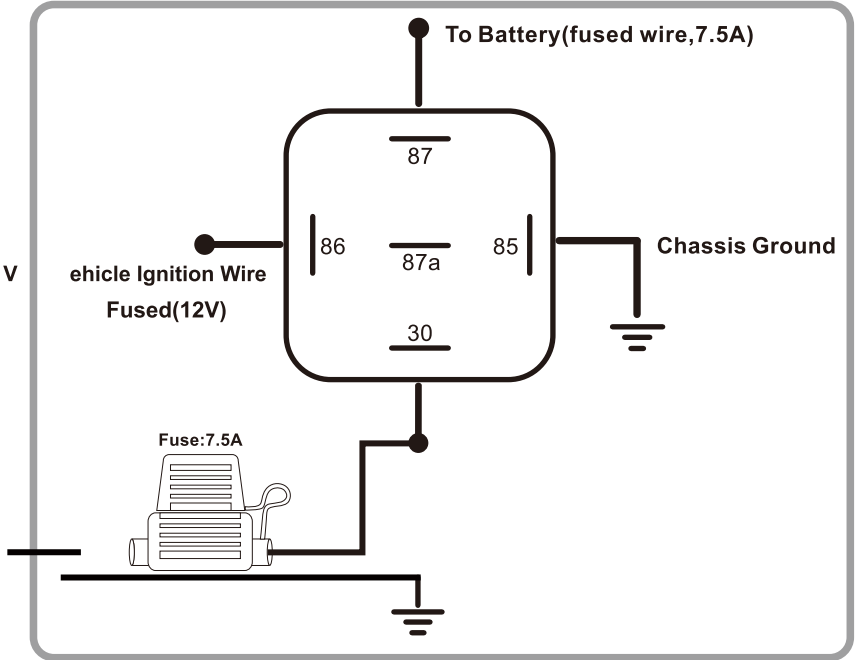


Note:

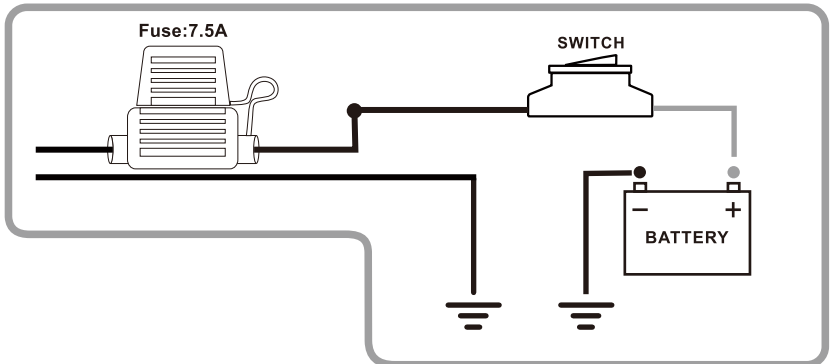
1. AUX 3.5 female input connector for output of other audio device like mobile phone, MP3, iPod and so on.
2. Should use standard 3.5mm 3-pole male plug AUX cable (not included).
3. Stop BT connection first when using the 3.5mm AUX input as an audio source input.

Phantom900 Motorcycle / UTV Amplified Speakers

Option A (Relay)



Option B (Switch)



Wiring

1. Be sure to run the wiring securely and far away from any moving components.
2. Connect the power cable to the power source. You will need to connect the 12V red wire to a fused 7.5A (not included) switched power source.
3. Use the 3.5mm stereo jack to connect to your source of music (MP3 player, mobile device, etc.).
4. Use your player device and wired remote volume controller to control the volume.

Bluetooth Connection



1. Go into the Settings Menu of your mobile device.
2. Enter the Bluetooth menu.
3. Search for and select “ Boss Audio Phantom ” from the available devices.
4. If prompted, enter passcode “0000”.

Specifications

Total Harmonic Distortion	< 0.1%
Signal-to-Noise	> 75 dB
Channel separation:	> 50 dB
Frequency response:	50Hz - 20 KHz
Input sensitivity:	Max 400 mv
Speaker wires:	3.3'
Volume control wires:	4.9'
Audio input cable:	0.8'
Power cable:	3.3'
Mounting diameter:	1", 1.25", 1.5" only
Dimensions: HxDxW	11.46" x 6.38" x 4.77"
Unit weight:	5.22lbs / 2.37 kg

Specification subject to change without notice.

Trouble shooting

<u>SYMPTOM</u>	<u>SOLUTION</u>
No sound	Unit or Device is MUTED
Audio is distorted	Bluetooth is out of range
No Power-on tone	Check fuse or wiring
Bluetooth not connecting	Switch off power for 10 secs

BOSS[®]
AUDIO SYSTEMS



BOSS Audio Systems
3451 Lunar Court • Oxnard, CA 93030
www.bosssaudio.com
805-751-4853 Customer Service
Tech Support: www.bosssaudio.com/support



0621

The Bluetooth® word mark and logos are registered trademarks owned by Bluetooth SIG, Inc. and any use of such marks by BOSS Audio Systems is under license. Other trademarks and trade names are those of their respective owners.