

ECLECTIC.SPIRITED.WONDERFULLY COMFORTABLE.

MADELINE • UPHOLSTERED • BENCH SEAT



Shown in fabric 13755-57. Washed oak leg finish with brass casters.
(Shown above: Madeline-110, Madeline-241, Madeline-111)

Madeline-110/111
Chaise-RSC/LSC
L38" D64" H34"

Madeline-214/215
Small Seated End - RSE/LSE
L75" D40" H34"

Madeline-241
Large Armless
L64" D40" H34"

Seat Height 21"
Seat Depth 25"
Arm Height 29"

MADELINE SECTIONAL COLLECTION			
	110/111 Chaise	214/215 Small Seated End	241 Large Armless
Standard Features			
One 14x25 Non Welted Bolster Pillow*	x	x	N/A
Wood Leg Finish Options	x	x	x
Cloud Cushion	x	x	x
Sinuous Underconstruction	x	x	x
Options - See Price List for Prices			
Bliss Cushion	x	x	x
Nailhead Trim	x	x	x
Brass or Pewter Casters**	x	x	x
Extra 18" TP Pillows (XP)	x	x	N/A
Ordering Instructions			
To Order, Please write the following	Madeline- 110-RSC/111-LSC	Madeline-214-RSE/215- LSE	Madeline-241

Pattern Availability: RG, PS, NM, RS

NM & RS pattern types will have seams approximately 52" from center on cushions, front seat rail, in-back, and outback.

NOTE:

*Bolster pillows are available in contrasting fabric.

**This sofa is standard with metal casters in either Brass or Pewter.
You MUST specify the caster finish when ordering.

There are three (3) different leg options.
Turned leg with caster, tapered leg with caster, tapered leg with NO casters.

-IF nails ARE NOT stated on the order, then the piece will be produced without nails.

-IF nails ARE ordered, you MUST specify the nail finish: Brass or Gold (comes with Brass Casters);
Pewter or Black Nickel (comes with Pewter Casters).



Turned leg with Brass Caster



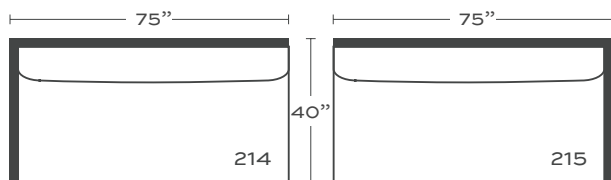
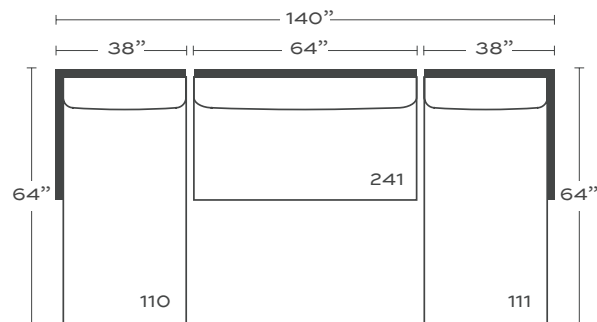
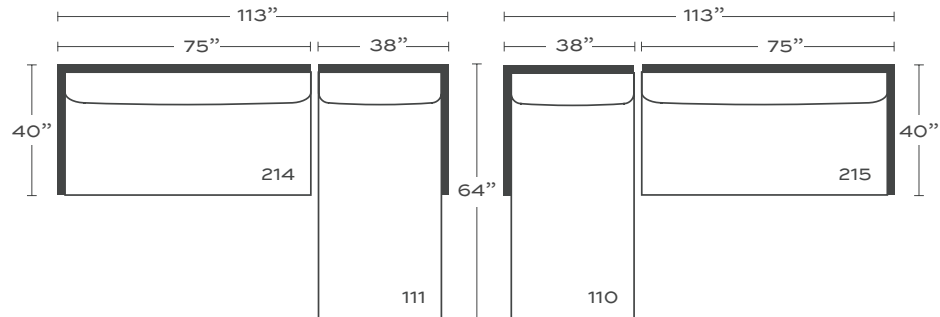
Tapered leg with Brass Caster



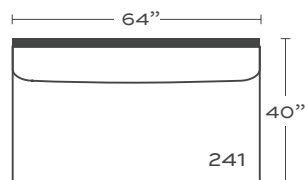
Tapered leg with NO Caster

ECLECTIC.SPIRITED.WONDERFULLY COMFORTABLE.

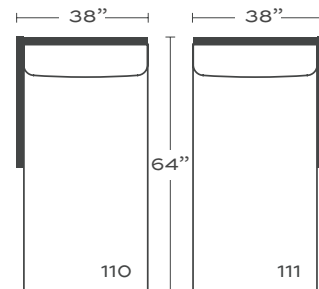
MADELINE • UPHOLSTERED • BENCH SEAT



Small Seated End
L75" D40" H34"



Large Armless
L64" D40" H34"



Chaise
L38" D64" H34"