



## Product Specification

[www.simpli-home.com](http://www.simpli-home.com)

**(Collection -Accent Table)**

**Item No.:** AXCMTBL-16 –Miley Metal/Wood Accent Table in Natural and Distressed Bronze

**Product size:** DIA - 17" x H - 21.5"

**Date:** 13/Dec/2017

**Issued by:** Designco

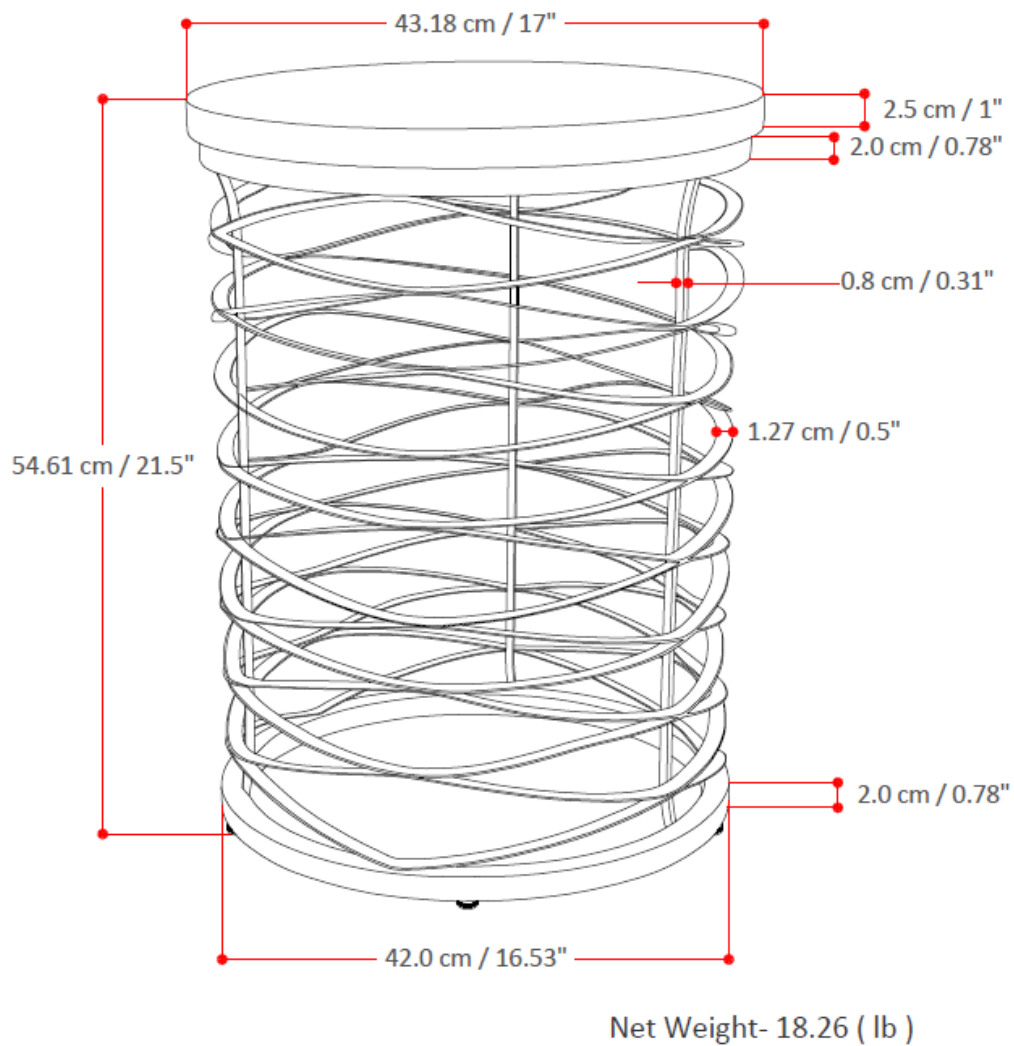
### **I. Products Overview**



## II. General dimension of products:

Please refer to technical drawings for more details of dimension.

All dimensions should follow exactly the same specs as Axxess's drawings.



### **III. Material:**

#### **1. Solid Wood: Top**

- Species of wood: Magnifera Indica.
- Country of Origin: India.

#### **2. Metal Legs**

- Material – Iron- Solid Rod – 8 mm x 8 mm
  - Iron- Sq. Pipe – 20mmx20
  - Iron- Strip – 12.7 mm
- Country of Origin: India.
- Metal frame must be resistant to corrosion: withstand 24 hours in 1% salt spray test.

#### **3. Glue (using in production process as lamination, joint, ect...)**

- Water proof glue, D3 standard.
- Country of origin: India
- 

### **Assembled Product -**



#### **IV. Construction/Specifications:**

- Before mass production, product needs to pass all related tests – conform to US Consumer Product Safety Commission - at Approved Labs.
- All wood must be kiln dry before production and maintained at a humidity level between 8-12% during the manufacturing process. The variance of moisture between 2 lamellas cannot be over 2%.
- Width of lamination: should be between 80-20mmmm.Width of each plank (in same surface) should be max 20mm variation.
- All wood must be free from insect or fungal contamination.
- Wood with sign of previous contamination must not be used (woodworm holes, signs of mould ...).
- All products must be free from physical defects such as poor finish, patchy areas, contamination, pinholes or pitting.
- The surface finish must not discolor, come loose, peel, chip or flake during normal handling or use.
- Finished wood must be smooth and evenly finished, free from cracks, splinters, rough edges and uneven coatings. Hair cracking is considered as critical point.
- Scratches, dent, chipped mark, nick... are not allowed.
- Dead knots must not be present on finished wood.
- Filler must not be visible on visual surface (always in view by customer) and must be no bigger than 5mm x 5mm on other surfaces.
- All load bearing pieces must be free of knots.
- There must not be knots at joints.
- Live knots must be less than 2cm and not exceed 1/3 width of lamella. And only 3 live knots are allowed on each surface, spacing between live knots need to be minimum 10 centimeters.
- Sap wood: can not be visible. It's allowed for max length 10cm + width 1cm on hidden surface.

#### **REQUIREMENTS FOR METAL PARTS / LEGS**

- Metal frame must be sandblasted or phosphated before powder coating.
- Powder coating must be completely cover the surface inside and outside.
- Sharp point or sharp edges will not be accepted.
- Dimension of parts must follow technical drawing.
- Welds must be clean and smooth, have no cracks or holes.
- Metal parts must be resistant to corrosion: withstand 24 hours in 1 % salt spray test.

## **V. Finish / Color:**

### **A. Wood Parts**

1. Stain:
  - N/A
2. Color: Natural

### **B. Metal Parts:**

1. Coating
  - Bronze powder coating
  - Country of origin: India
  - Lead content: not exceed 90 ppm (0.009% by weight)
2. Color: Bronze (follow approved swatch)

### **REQUIREMENTS FOR FINISHING OF PRODUCTS:**

- Finish product should be tested at appaorved lab for Salt spray test for indoor use before mass production
- Lacquer / Powder Coat should be tested at Approved Labsfor Total Lead Content according to CPSC before mass production.
- All Metal Surface should be sand blasted / phosted before powder coating
- All Metal hidden parts should be covered with Powder coating
- Especially on edges of furniture: all edges should be WELL finished
- Finishing steps used should follow the steps mentioned on the color swatch signed by Axxcess. Any change needs to be approved prior to applying.
- Color must be consistent from product to product, from order to order.

## **VI. Packaging:**

Packaging must pass ISTA 3A testing by Approved Labs.

### **A. Carton box:**

- It's required to use "Full Telescope Design Style Tray" carton style only.
- Carton: Double-wall (5 or 7 Ply) Corrugated; Burst strength: Minimum of 275lb/in<sup>2</sup>.





### **B. Styrofoam/EP Foam:**

- Styrofoam thickness must be 20-25mm depending on the weight/requirement of the product.
- All Styrofoam used at corners and/or at all sides will be with density D.18.
- All Styrofoam used for dunnage (separator or filler) should be with density D.16.
- All parts wrapped by 2mm thickness foam sheet.

### **C. Packaging instruction:**

- Product should be dried completely before packaging.
- Product should be cleaned completely before packaging. Any dust, stains... are not allowed on any surface.
- All parts wrapped by foam sheet. Foam sheets must cover all surfaces to avoid damage of parts during transit.
- All parts should be tightly bundled in order to make sure they cannot be moved during transit.
- Reinforcing tape 70mm width must secure the 2 short open edges of box. Apply scotch tape 80mm width along the open edge of carton (cover the reinforce tape). Do not apply the scotch tape across the open edge.
- High quality reinforcing tape and scotch tape must be used.
  - Brand name: Wonder 555
  - Country of origin: India
- The tape should not come loose, and not cover the barcode number.
- Packaging must follow packaging process which was approved by Axxess Technical and Quality Assurance Department.
- Notes :
  - Carton layout must be approved by Axxess Inc. before mass printing.
  - Marking should be in correct colors (red or black) as per instruction.
  - The red strings – used to identify the hardware inside the box – must be attached to hardware bag at one end, and the other end must be attached outside carton.
  - Axxess will not accept carton boxes with damages: torn, scratches... or with footprints on boxes.

**PACKAGING PICTURES:**

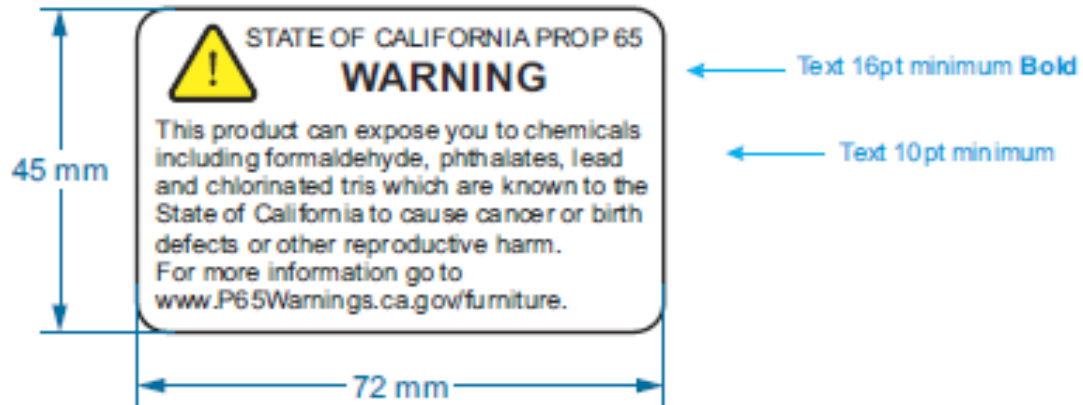
Submitted sample	Tested sample
 Exh#1	 Exh#2
 Exh#3	 Exh#4

 Exh#5	 Exh#6
 Exh#7	 Exh#8



**VII. Labels and Assembly Instruction:**

- Shipping marks: must be complied with Axxess's requirement. Must be approved by Axxess before mass printing.
- Sticker/Label:



**VIII. Other Photos of This Product:**

