




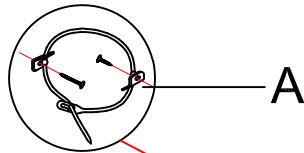
Thank you for purchasing this quality product. Be sure to unpack carefully looking for small parts which may have come loose during shipment.

Read all instruction and study the drawing carefully before starting the assembly process.


HARDWARE PACK				
NO.	DRAWING	DESCRIPTION	SIZE	Q'TY
A		Anti - Tip Kit		1 PC

PARTS LIST			
NO.	DRAWING	DESCRIPTION	Q'TY
1		Bun Feet	4 PCS
2		Center Leg	1 PC
3		Case Body	1 PC

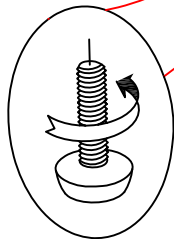
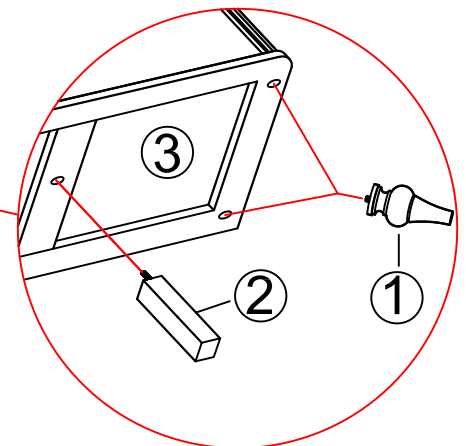
Tipping Restraint



Anti-tip kit is included for use. We recommend installing for safety reason.



STEP 1



STEP 2

Adjust leveler if needed to level the chest on uneven floor.