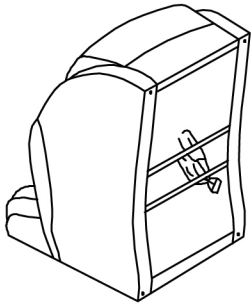
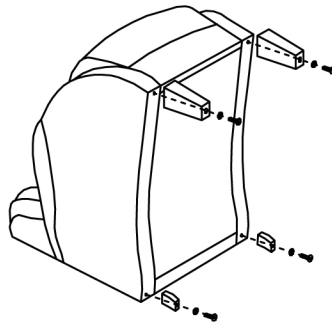



OPERATION INSTRUCTION



Step 1



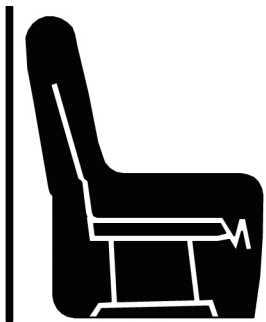
Step 2



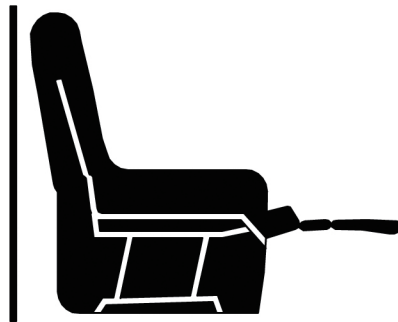
Step 3

Assembly Instruction:

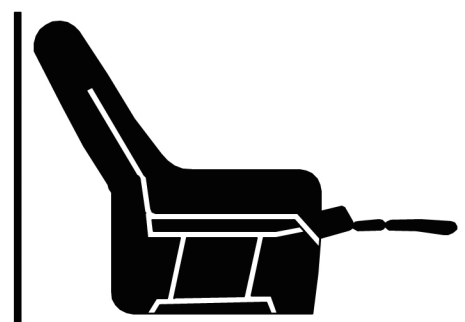
1. Take down the bag. Feet are packed inside.
2. Attached the feet on recliner.



Sit



Reading or TV Position



Full Recline Close to the Wall

Operation Instruction:

1. To open the legrest, pull the lever out. The recliner moves forward and the legrest opens.
2. To recline, push the arms and lean your back backward.
3. To get back to Sit position, lean your back forward and then push the legrest down with your legs.

Caution:

Do not allow children to play on this mechanized furniture or operate the mechanism. Legrest folds down on closing so that a child could possibly be injured. Always leave in an upright and closed position. Keep hands and feet clear of mechanism. Only the occupant should operate it.