




ASSEMBLY INSTRUCTION

ITEM: 638-50513-80 Lenny Woven End Table

Thank you for purchasing this quality product. Be sure to unpack carefully looking for small parts which may have come loose during shipment.

Read all instruction and study the drawing carefully before starting the assembly process.

HARDWARE PACK					PARTS LIST			
NO.	DRAWING	DESCRIPTION	SIZE	Q'TY	NO.	DRAWING	DESCRIPTION	Q'TY
A		Rubber Pad	∅ 15*2MM	4 PCS	①		Tempered Glass	1 PC
					②		Table Base	1 PC

Place rubber pads (A) on top as shown in diagram, then place tempered glass (1) on the top of table base (2).

