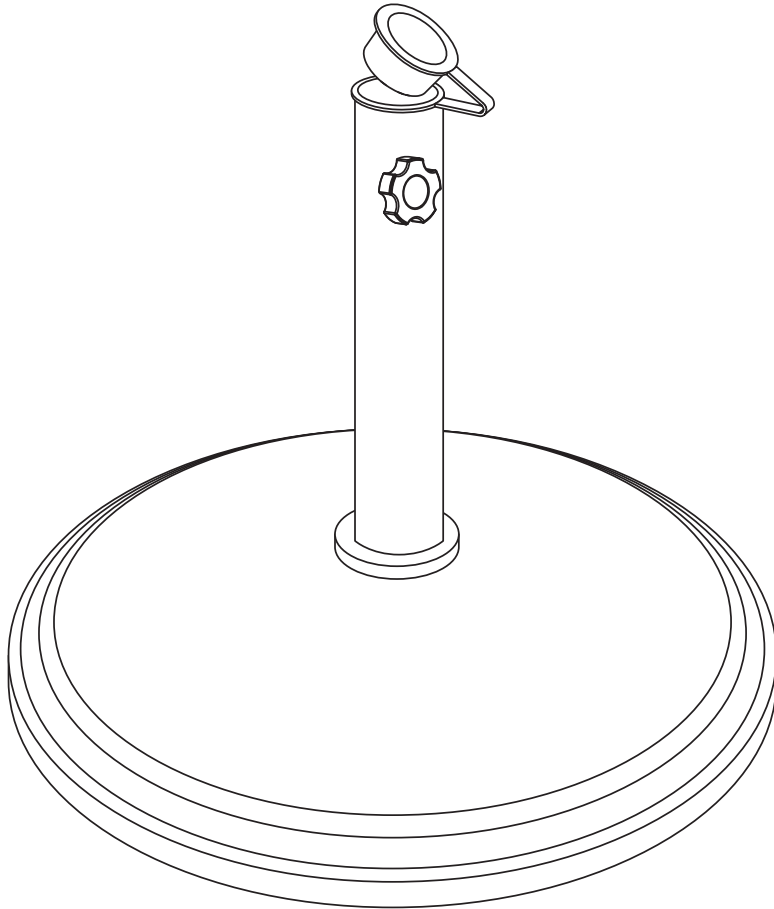


CAST IRON UMBRELLA BASE

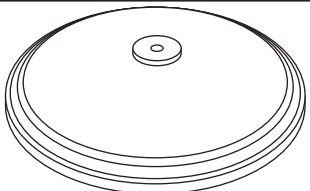





Review all assembly and care information before using this product. Save this manual for future reference.

Assemble components on a soft, clean surface to avoid damaging the finish.



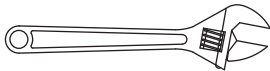
Inspect packaging to ensure all parts are accounted for before disposing of packing materials.

 Save the packing slip.

No.	PARTS	QTY.
A	 Base (style may vary)	1
B	 Pole	1
C	 Adapter	1
D	 Threaded Knob	1
E	 Washer*	1
F	 M8x40mm Bolt*	1

***NOTE:** To prevent small parts from being lost during shipping, the washer and bolt are loosely attached to the bottom of Pole (B). The threaded knob may be inside the pole, beneath the adapter.

RECOMMENDED TOOLS (not included)



Adjustable Wrench



WARNING



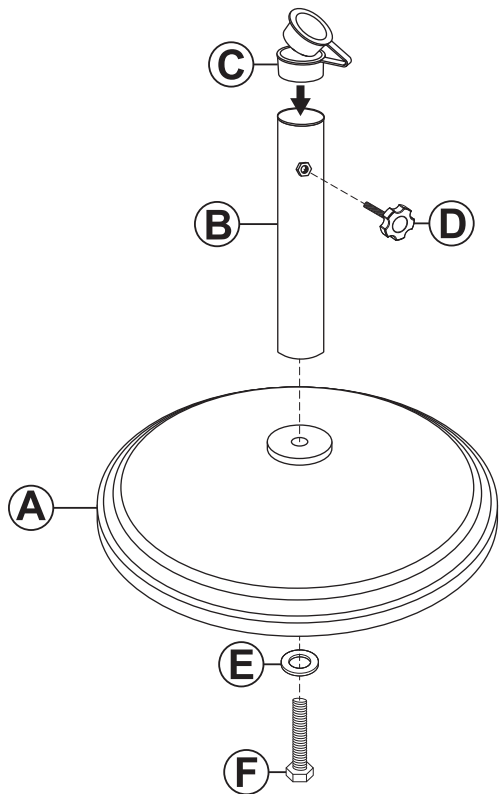
CHOKING HAZARD — This item contains small parts that can be swallowed. Keep children and pets away during assembly.



WARNING:

Manufacturer and seller expressly disclaim any and all liability from personal injury, property damage or loss, whether direct or indirect, or incidental, resulting from the incorrect attachment, improper use, inadequate maintenance, or neglect of this product.

ASSEMBLY



Place Washer (E) onto Bolt (F) and insert through the bottom of Base (A).

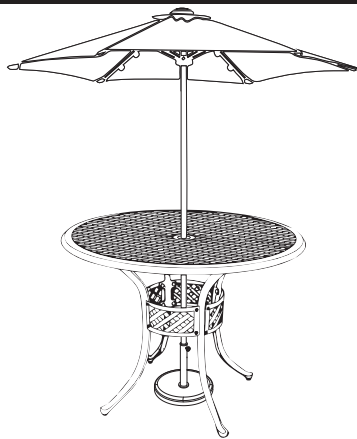
Twist Pole (B) onto the bolt.

Screw Adjustable Handle (D) into Pole (B).


Insert Adapter (C) into the pole.

If the pole feels unsteady, use a wrench (not included) to tighten the hardware. Do not over-tighten, as doing so may strip the bolt.

! SAFETY STATEMENTS & WARNINGS !



Correct Use



Incorrect Use

- Not intended for use as a freestanding umbrella base; use under a table that is designed to support an umbrella pole.
- Check for, and empty, standing water from the base.
- Do not stand on the base.
- Store in a dry location when not in use.
- Clean with mild soap and water — use of harsh chemicals may damage the product and void the product warranty.
- Do not over-tighten the threaded knob as it may damage your umbrella pole.
- Close patio umbrellas when not in use. During windy conditions, store umbrellas indoors.
- This umbrella base is designed to support an umbrella, it will not prevent umbrellas from wind damage.

Any modification to the product or failure to follow recommended care will void the product warranty.

WARNING: THE ONE-YEAR WARRANTY DOES NOT COVER DAMAGES OR DEFECTS CAUSED BY THE APPLICATION OF CHEMICAL TREATMENTS, PROTECTIVE COATINGS, TOUCH-UP PAINT, OR CLEANING PRODUCTS.

If you experience issues with assembly or the product was damaged during transit, please contact our customer service team through one of the methods mentioned at the top of page 1.

Please have the item number and order information ready to expedite response time.

! WARNING:

Manufacturer and seller expressly disclaim any and all liability from personal injury, property damage or loss, whether direct or indirect, or incidental, resulting from the incorrect attachment, improper use, inadequate maintenance, or neglect of this product.