

Features

- Kinesis® technology with concealed sensor allows for a clean aesthetic and provides extraordinarily accurate and reliable actuation in varying installation environments
- Below-counter valving reduces the faucet footprint and provides easier service
- Design-forward aesthetic for commercial bathroom spaces
- 0.5 gpm (1.9 lpm) maximum flow rate
- Operates via battery, plug-in AC power, or Hybrid Energy System (each sold separately)
- On-demand usage with 30-second max. continual run cycle to prevent vandalism and save water
- Vandal-resistant aerator
- 18" (457 mm) stainless steel braided flexible supply hose for easy installation
- Concealed mechanical mixer sold separately
- Complies with the Safe Drinking Water Act (SDWA)
- Box includes spout assembly, grid drain, control box assembly, supply hose, and standard mounting hardware

Material

- Brass spout
- Cast brass valve

Technology

- Kinesis® sensor technology offers on-demand detection for maximum water savings

Installation

- Single-hole mounting

Required Products/Accessories

[K-13480-A](#) AC Single Supply

or

[K-13481-A](#) Multi-Outlet Power Supply

or

1359812 Dc Power Unit

or

1377524 Powercell Assembly

Recommended Products/Accessories

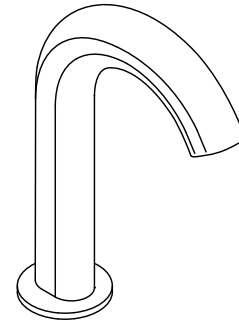
K-23726 Drain treatment

Optional Products/Accessories

K-13478-A 4" escutcheon plate for Insight™ and Kinesis® faucet

K-13478-B 4" escutcheon plate for Insight™ and Kinesis® faucet

K-13479-A 8" escutcheon plate for Insight™ and Kinesis® faucet



Codes/Standards




ASME A112.18.1/CSA B125.1
NSF/ANSI/CAN 61
NSF/ANSI/CAN 372
DOE - Energy Policy Act 1992
California Energy Commission (CEC)
ADA
ICC/ANSI A117.1
CSA B651
OBC

KOHLER® One-Year Limited Warranty

See website for detailed warranty information.

Available Colors/Finishes

Color tiles intended for reference only.

Color	Code	Description
	CP	Polished Chrome
	BN	Vibrant® Brushed Nickel
	BL	Matte Black
	2MB	Vibrant® Brushed Moderne Brass

