



DENALI AIRE™

OWNER'S MANUAL

6" OSCILLATING RECHARGEABLE USB TABLE FAN



MODEL 1DAFD6R

SAFETY

Read this Instruction manual carefully before assembling or operating the appliance and keep it for future reference. This fan is for residential use only. It is not intended to be used in commercial or industrial settings.

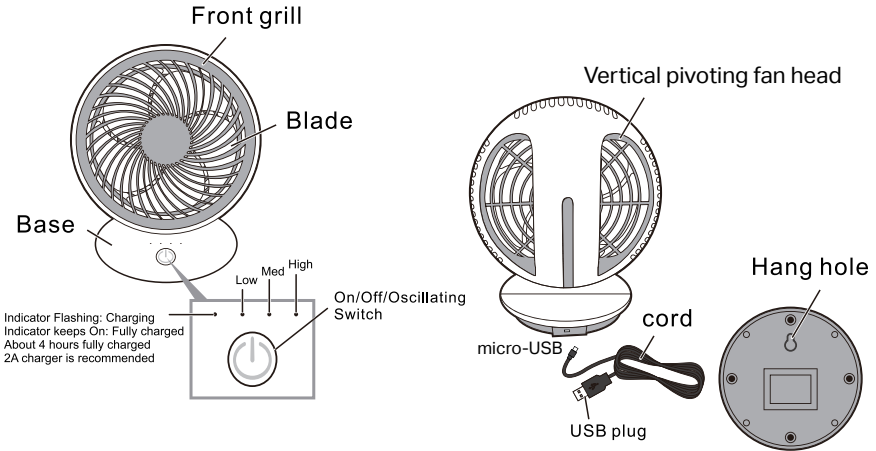
IMPORTANT SAFETY INFORMATION

When using this fan, basic safety precautions should always be observed, including the following:

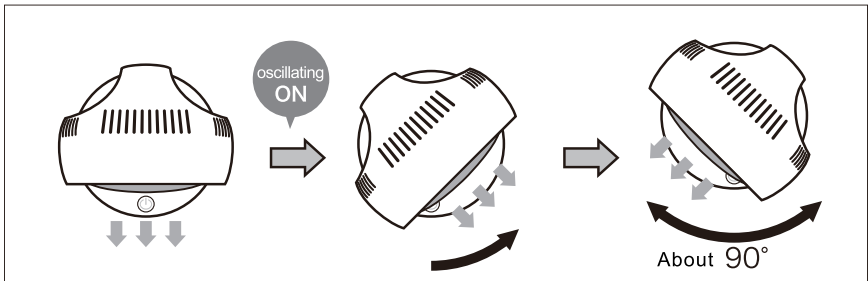
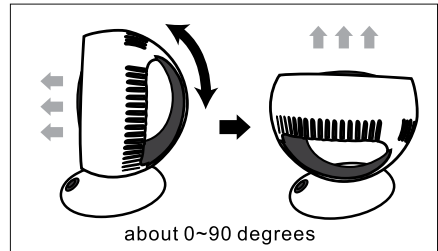
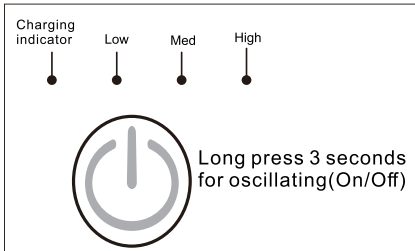
1. Read and familiarise yourself with all operating instructions before using this USB fan.
2. Always use this appliance on a solid, dry, level, surface.
3. Ensure the correct voltage is being used prior to plugging in your fan.
4. This appliance is intended for household use only and should not be used for industrial purposes.
5. Other uses not recommended. May cause fire or electric shock.
6. The appliance is can be used by children aged from 8 years old, not to be used by children or persons with reduced physical, sensory or mental capabilities, or lack of experience or knowledge, unless they have been given supervision or instruction.
7. Close supervision required when using this appliance near children.
8. Never leave this appliance within reach of children.
9. Children of less than 3 years old should be kept away unless continuously supervised.
10. Unplug the fan from the USB port when it is not in use.
11. Never carry the fan by the cord or pull the cord from the USB socket, grasp the plug to unplug it not the cord.
12. Avoid contact with moving fan parts.
13. Do not push objects (including fingers) into the fan grill or any openings as this could risk injury or damage to the appliance.
14. To protect against electric shock, do not immerse the unit, the plug or the cord in water, or spray the unit with liquids.
15. Do not operate the fan in the presence of explosives and/or flammable fumes.
16. Do not place the fan or any parts near an open flame, cooking or a heating appliance.
17. Do not operate if the fan housing is removed or damaged.
18. If you disassemble your fan, completely reassemble it before plugging it into the USB port.
19. Do not immerse the appliance or this cord in water or any other liquids.
20. Repairs to electrical appliances should only be performed by a qualified electrician. Improper repairs may place user at serious risk.
21. Do not operate this appliance with a damaged plug or cord, after a malfunction or after being dropped or damaged in any way.
22. Do not use any accessories or attachments with this appliance other than those supplies or recommended by the supplier.

DESCRIPTION AND INSTRUCTIONS

PARTS DIAGRAM



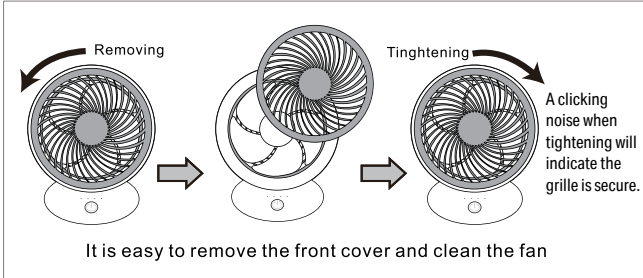
DENALI AIRE WILL NOT ACCEPT LIABILITY/LOSS FOR ANY DAMAGE CAUSED BY THE UNIT FALLING OR DROPPING.



CLEANING YOUR FAN

Machines being used in areas with high particle pollution will need to be more frequently cleaned.

1. **MAKE SURE THAT THE FAN IS IN THE OFF POSITION.**
2. Unplug the fan before cleaning it.
3. Use only a soft, damp cloth and mild detergent to gently wipe the fan.
4. Do not immerse the fan in water and never allow water to enter the motor housing.
5. Do not use gasoline, paint thinner or other chemicals to clean the fan.



NOTE: Please call before returning to store; Our US based team can provide troubleshooting assistance.

Waste electrical products should not be disposed of with household waste. Please recycle where facilities exist. Check with your Local Authority or retailer for recycling advice.


NOTE: Proof of purchase is required for all warranty claims.

NOTE: As a result of continual improvements, the design and specifications of the product within may differ slightly to the unit illustrated on the packaging.



DENALI AIRE™

5401 Dansher Road
Countryside, IL 60525



**THANK
YOU FOR
YOUR
PURCHASE!**

As a small
business,
reviews are
everything!

888-433-6254 | support@denali-aire.com | www.denali-aire.com