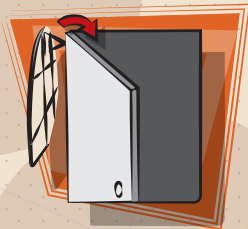
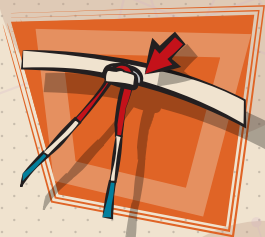



INDOOR BASKETBALL INSTRUCTIONS



Push the door hooks into slots on the rear of the backboard as shown in the diagram. This can now be hung on the back of a door.



Hook the red end of the basketball net to the inside of the hoop hooks as shown in the diagram. Once attached, red should be at the top of the hoop, then white, then blue at the bottom of the hoop.

See our entire line of games and puzzles at:

ARE YOU GAME com

