

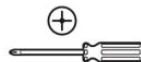
# MIRROR HANGING INSTRUCTIONS




TO AVOID POSSIBLE INJURY, PLEASE READ ALL INSTRUCTIONS CAREFULLY BEFORE INSTALLATION.

You will need:


## Tools Required



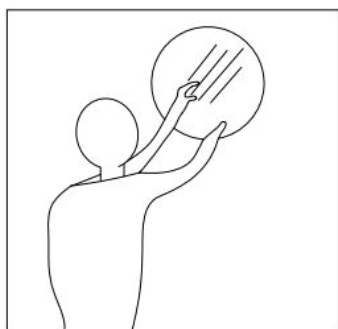
1. Determine the appropriate location. Mark the points on the wall.
2. With a hammer, gently tap each anchor into the holes until flush with the wall surface.
3. Install a screw in each anchor until the head of the screw is approximately 1/4" - 1/2" away from the wall. Pull firmly outward and downward to ensure that it is securely installed.
4. Hang mirror on the screws.



Step 1



Step 3



Step 4