


CALISTA / QUINN / ROMAIN

ROUND DÉCOR MIRROR

MODEL # AXCMCLS-B





Questions, problems, assembly help, missing parts?

No need to return the product, we will gladly help and ship your replacement parts free of charge

Please call Customer Service at 1-866-518-0120 ext. 262

Monday to Friday between 9 am – 4 pm EST

or go to

www.simpli-home.com/parts request

In order to assist you in a timely manner, please have the following information ready:

Model # _____ Part Number or Letter _____

Purchased at _____ Date of Purchase _____

If you wish to return the product, please contact the retailer where the product was purchased.

IMPORTANT: Keep this manual for future reference.

SAFETY INFORMATION

WARNING:

- Handle with care.
- Do not sit or stand on the glass surfaces.
- Do not position this product directly above or next to a heat source.
- Always supervise young children around glass.

CAUTION:

It is recommended this item be installed on at least 1 wall stud.

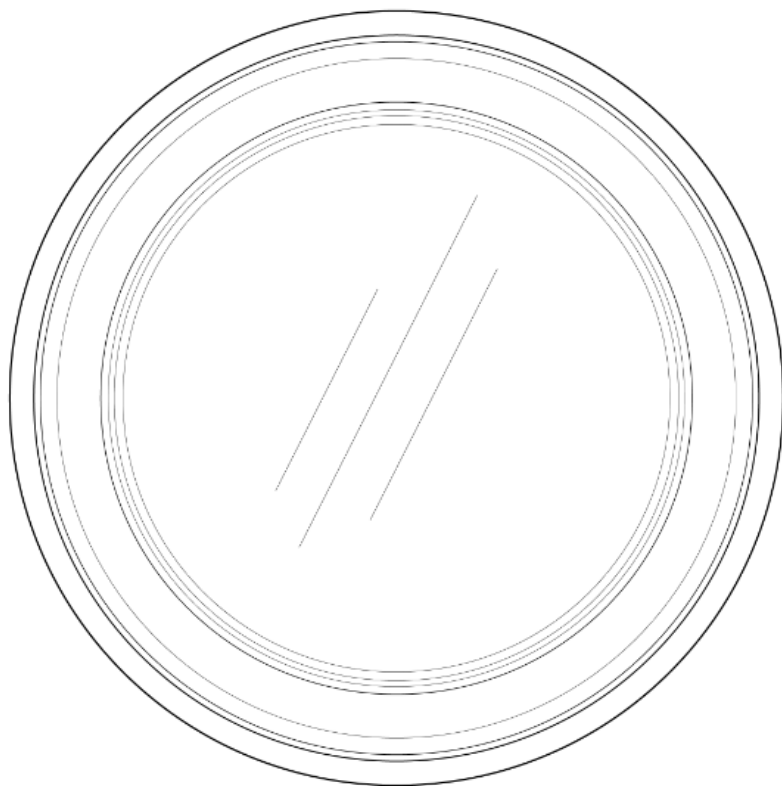
Requires 2 people for ease of assembly.

CARE and MAINTENANCE

Clean the mirror with a glass cleaner or other household cleaners that do not contain solvents or chlorine. Avoid using abrasive cleaners as they will damage the surface. Be careful to limit overspray on wooden frames.

ASSEMBLY

STEP 1



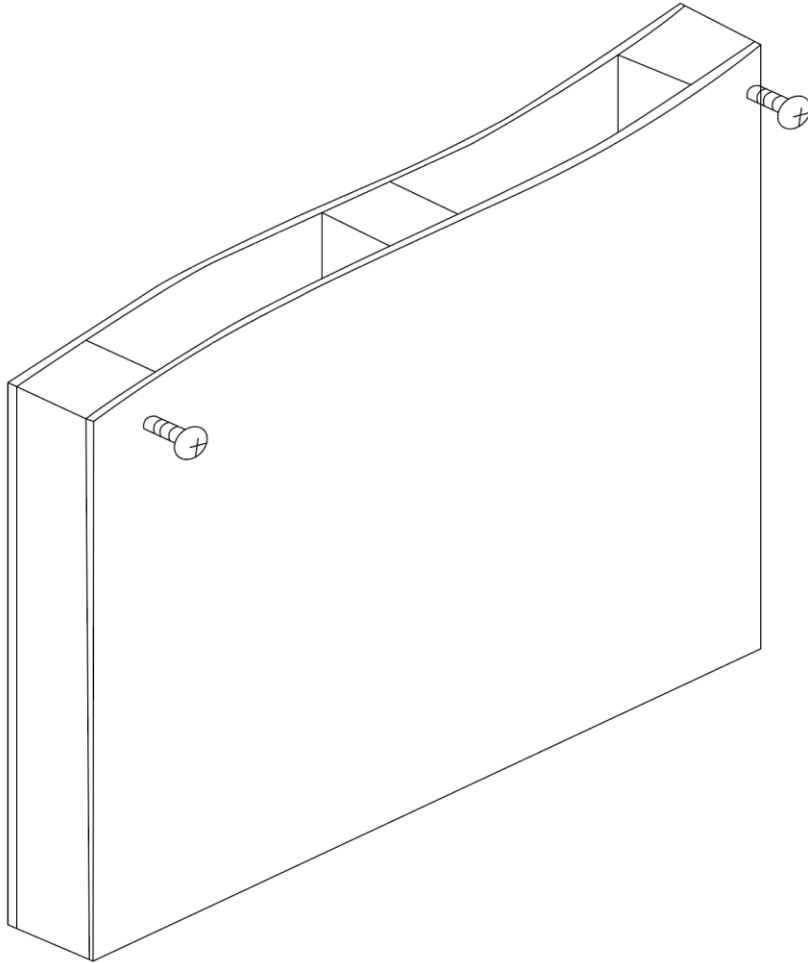
Use a stud finder (not included) to find the wall stud at the desired installation site and mark the area with a pencil (not included).

Then, using the mounting brackets pre-assembled on mirror as a guide, mark the screw locations of the mounting areas.

ASSEMBLY

WARNING: When drilling the holes in the wall, please be sure to avoid any internal cables and pipelines.

STEP 2



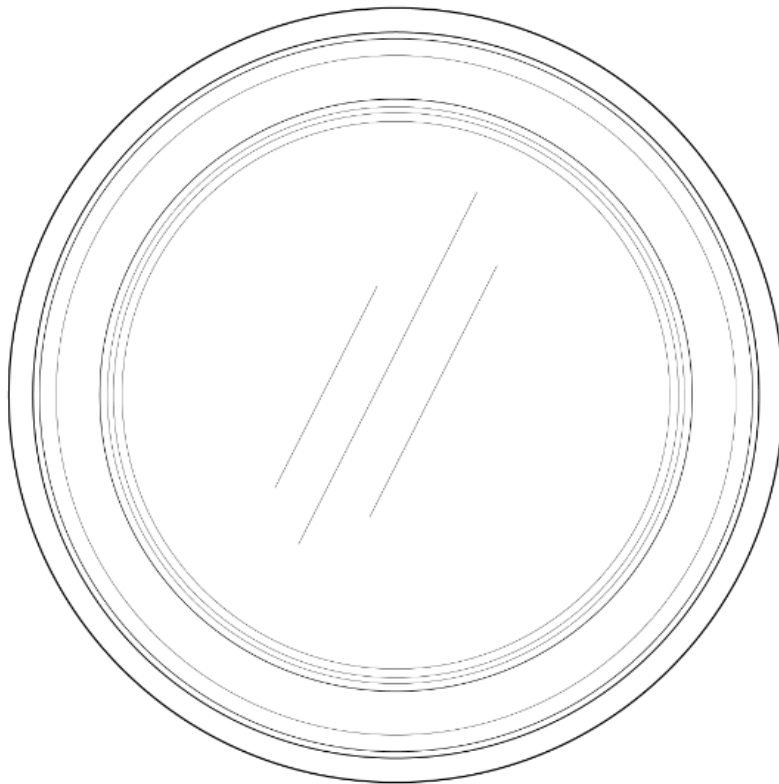
Drill at marked locations using 3/32-in. diameter drill bit (not included).

Insert appropriate screws or wall anchors (not included) into holes.

NOTE: Be sure the hardware is rated to handle appropriate weight of the mirror.
Keep the screw head exposed about 1 cm.

ASSEMBLY

STEP 3



Slide the mirror into position, ensuring that the mounting brackets attached to the frame are firmly hooked on the hardware and the mirror is level and stable.

WARRANTY

Thank you for purchasing a **Simpli Home – Wyndenhall – Brooklyn + Max** product. These products have been made to demanding, high-quality standards and are guaranteed for domestic use against manufacturing faults for a period of 12 months from the date of purchase. This warranty does not affect your statutory rights.

In case of any malfunction of your product (failure, missing parts, etc.) please contact us at our toll free service line at 1-866-518-0120 ext. 262 from 9 am to 4 pm, Monday to Friday, Eastern Standard Time or by email at customerservice@simpli-home.com.

We reserve the right to repair or replace the defective product, at our discretion.

This product is guaranteed for 12 months if used for normal purposes. Any warranty is invalid if the product has been overloaded or subject to neglect, improper use or an attempted repair by other than an authorized agent. Heavy-duty or daily professional/commercial usage are not guaranteed.

Due to continuous product improvement, we reserve the right to change the product specifications without prior notice.