

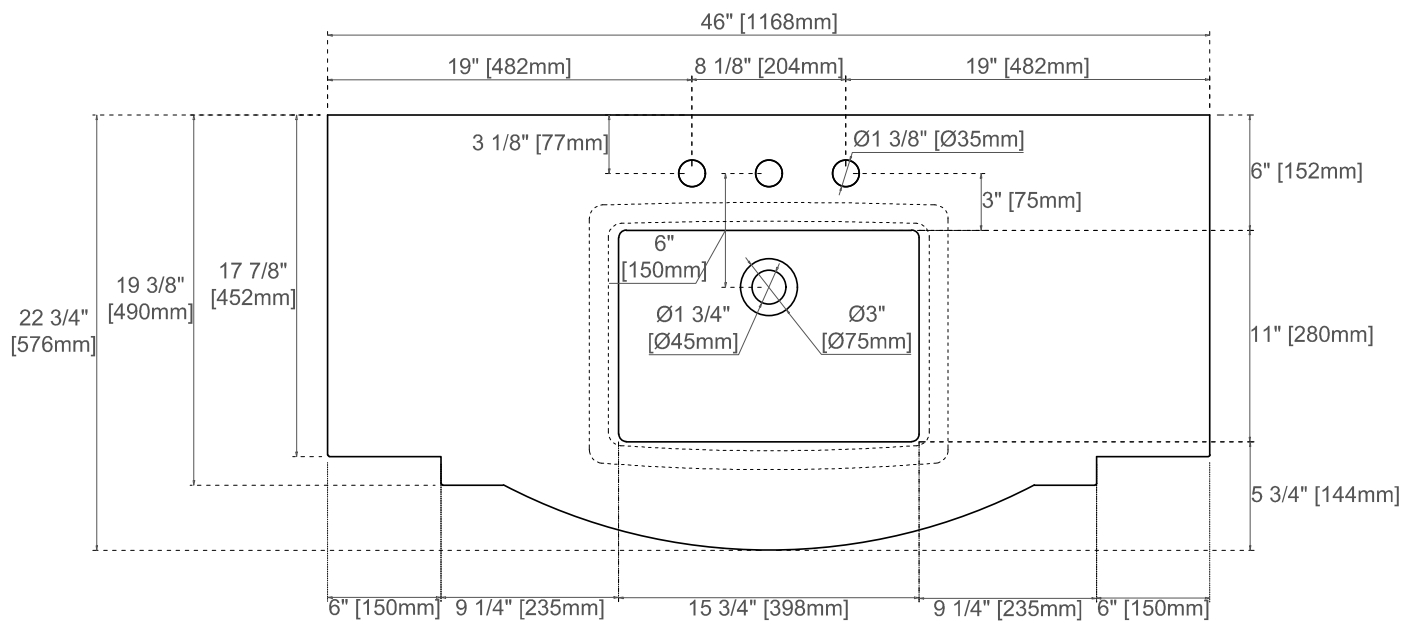
**46" 3CM 050 SERIES  
SILESTONE®  
QUARTZ COUNTERTOPS**



**Silestone® by Cosentino**

Silestone is a hybrid surface of premium minerals, recycled materials, resins, and pigments that produce a hygienic, high-performance, stain and scratch-resistant surface.

The production process of Silestone employs an innovative and sustainable technology known as HybriQ. This groundbreaking technology employs an innovative hybrid composition that significantly reduces the utilization of crystalline silica, ensuring that it does not exceed 50%. This revolutionary formulation is meticulously crafted utilizing 99% recycled water and 100% electrical energy derived exclusively from renewable sources.



**All dimensions are nominal**

Visit website for warranty and installation information  
[www.jamesmartinvanities.com](http://www.jamesmartinvanities.com)

Version: 202301

---

## Silestone Care and Maintenance

Silestone's hybrid composition consisting of premium minerals, quartz, and recycled materials makes it highly resistant to stains, preventing them from penetrating the surface and making daily cleaning easy and quick.

**Routine Care:** Simply wipe your Silestone surface with soap and water on a regular basis to maintain its beauty. For deeper cleaning, use any Ph-balanced (less than 10) general-purpose household cleaner. Q-Action cleaner is especially effective for the disinfection of kitchen countertops.

Using sealants and water repellants is not necessary to maintain the original sheen of your Silestone quartz top. Avoid using these products as they can create an undesirable build-up over time. If the surface of your Silestone countertop loses sheen, you may apply food-safe furniture spray.

**Light Stains:** Apply a small amount of a general-purpose household cleaner to the stain, let sit for 2 minutes and rub with a non-scratch scouring pad. Rinse immediately with water. For stains that harden as they dry, remove by gently scraping the surface with a razor blade or putty knife, holding it upright to avoid scratching the surface. Clean using warm, soapy water and rinse thoroughly.

**Difficult/Stubborn Stains:** The following products may be applied and let stand for 10 minutes before scrubbing and rinsing thoroughly. Caution should be exercised in the handling and storage of these chemicals.

Lacquer Thinner – Rubbing Alcohol – Ammonia – Mineral Spirits

**Hardwater Stains:** Apply a paste from equal parts baking soda and white vinegar. Let sit on the surface for 10-20 minutes and rub with a non-scratch pad. Rinse immediately with water.

## General Precautions

### Avoid using the following:

- Chlorine-based products
- Degreasing agents such as those used in oven cleaners
- Products high in alkaline (Ph over 10)

### Heat Precautions

Although Silestone can withstand high temperatures for short periods of time, its performance varies with respect to different factors like thickness, color, location, etc. For this reason, it is not recommended that the product be exposed to sustained contact with a heat source, like curling irons, nor should hot saucepans, frying pans, deep-fat fryers, etc, be placed on it. The use of a hot pad or trivet is recommended in such situations.

### Sun Exposure

- Silestone quartz is not intended for outdoor use
- Avoid places with UV lighting


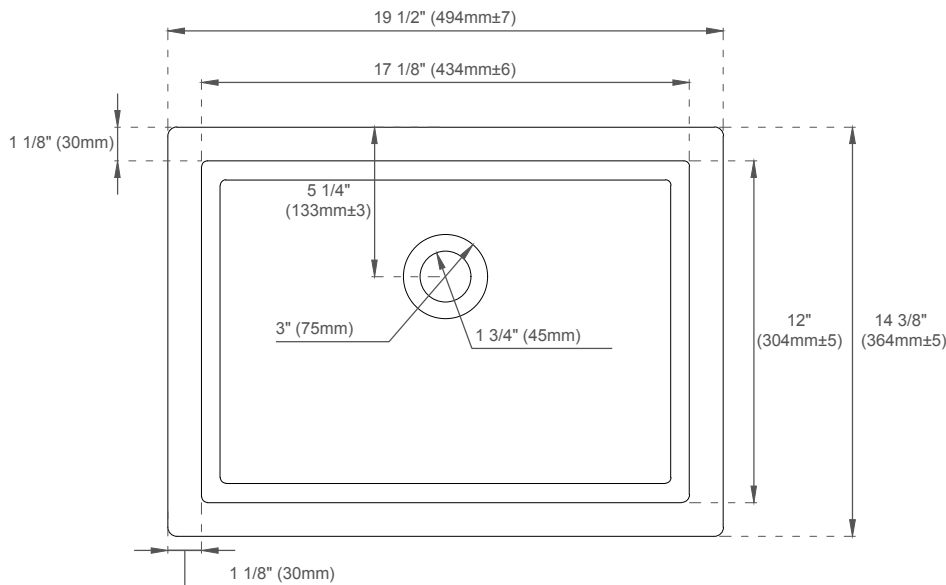
### Repairs

One of the most effective solutions for repairing scratches is to carefully fill them with grout or silica gel. Marble paste is also highly effective.

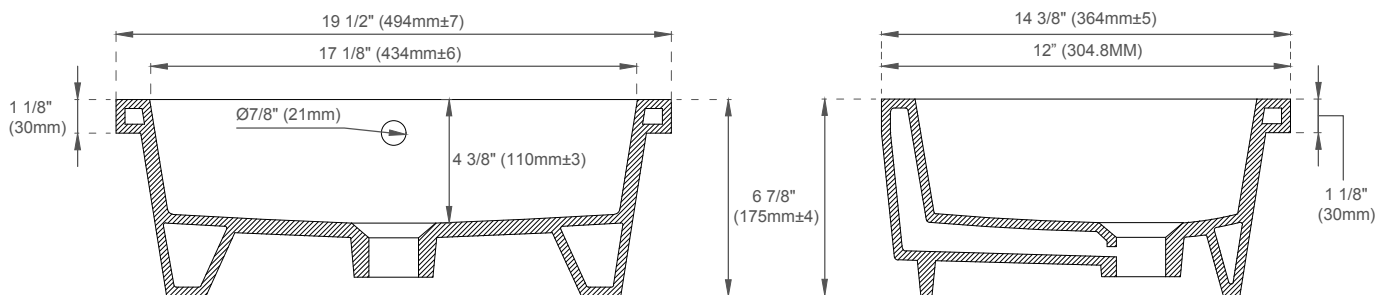
Because each type of damage needs to be carefully considered to determine the proper care method, we recommend consulting a professional.

# SNK-RF RECTANGULAR PORCELAIN UNDERMOUNT SINK

**JAMES MARTIN**  
VANITIES



**ASME A112.18.1/CSA B125.1**



## FEATURES:

- Designed to fit with all James Martin Vanities with a 3cm Silestone quartz top
- Sink Material: Porcelain
- Integrated overflow
- Sink shape: Rectangular with straight sides
- Sink ships in a separate carton from top and vanity
- Sink clips and hardware are not included. All mounting hardware ships with the 3cm quartz tops
- Drain included: NO
- Faucet included: NO
- Overflow cover: NO

## EXTERNAL DIMENSIONS:

Length: 19-1/2"  
Width: 14-3/8"  
Height: 6-7/8"

## INTERNAL BASIN DIMENSIONS:

Basin Length: 17-1/8"  
Basin Width: 12"  
Basin Depth: 4-3/8"  
Fits Drain Hole Size: 1-1/2"

**All dimensions are nominal**

Visit website for warranty and installation information  
[www.jamesmartinvanities.com](http://www.jamesmartinvanities.com)

Version: 202301