

**NOW IT'S TIME FOR YOU TO EXPERIMENT AND COME UP WITH YOUR OWN UNIQUE STUNTS!**

Remember, there are many ways to throw the planes and each plane may react differently. You can't always control exactly what your plane will do, but no matter what, have fun!



**HAVING FUN? TRY OUT ANOTHER KIT FROM CREATIVITY FOR KIDS**



STUNT SQUADRON  
FOAM FLIERS  
#6454000


**STUNT SQUADRON**  
**GLOW-IN-THE DARK**  
**FOAM FLIERS**

Age  
5+

A fleet of easy-to-assemble airplanes to create, detail and fly!


**BEFORE YOU BEGIN!**

Save the box! with assistance, carefully pop out the runway and target on the back of the box.



**BUILDING THE PLANES**

Each plane has three pieces: the body, main wing and tail wing. To assemble, simply slide the pieces together. Be sure the wings are facing forward as shown.



**WARNING:**  
CHOKING HAZARD - Small parts.  
Not for Children under 3 years.


STUNT SQUADRON GLOW-  
IN-THE-DARK FOAM FLIERS  
#6437000  
© Faber-Castell USA, Inc.  
Cleveland, Ohio 44131  
www.fabercastell.com

Designed in the USA  
Made in China  
Safe for Children

NEED HELP?  
Call: 800-311-8684  
e-mail: [consumer@fabercastell.com](mailto:consumer@fabercastell.com)  
Chat or view FAQs & INFO online:  
[www.CreativityforKids.com](http://www.CreativityforKids.com)

## **CUSTOMIZE**

Use the glow-in-the-dark stickers to decorate your planes. Charge your stickers by holding them up to a light for a minute or two.



## **UP-UP AND AWAY!**

Here are some pre-flight tips:

Although your planes are soft, never throw them directly at people or pets.

Be sure the flight path is clear. Avoid flying them near objects that could break.

Use caution when playing outdoors. Look before throwing and be aware of surroundings.

Try to land your plane on the runway or get a bullseye on the target.



## **BASIC FLIGHT**

Using thumb and index finger, hold the plane by the base just below the wings. Pull arm back, push and release, then watch your plane soar!



## **GOING THE DISTANCE**

With 3 planes, there's enough to play with a friend or 2. Compete to see who can fly the farthest, or set up the target to see who comes closest.

**ONCE YOU HAVE MASTERED THE BASICS, HERE ARE SOME FUN STUNTS FOR YOU TO TRY:**

## **SIDEWAYS FLIGHT**

Hold the plane sideways. Watch it spin and nose dive!



## **UPSIDE DOWN**

Holding the plane upside down, throw it to barrel roll and dive!

## **WING FLING**

Hold the plane on the wings, as shown, and throw!

