

DIGITAL NAVIGATION

[Ordering Tree](#) [nLight Platform](#) [SensorSwitch JOT](#) [Photometrics](#) [Performance Data](#)

FEATURES & SPECIFICATIONS

INTENDED USE — The BLTR Best-Value Low Profile LED Relight Assembly is a cost effective solution for renovating existing fluorescent troffer and parabolic fixtures while providing upgraded aesthetics and outstanding performance. The BLTR's popular center basket design offers a clean, versatile style, and volumetric distribution. The wide range of lumen packages and control and driver options make the BLTR a great choice for many applications including offices, schools, hospitals, retail spaces and other general lighting applications. Certain airborne contaminants can diminish integrity of acrylic. [Click here for Acrylic Environmental Compatibility table for suitable uses.](#)

CONSTRUCTION — Universal end brackets are constructed of 22-gauge powder-painted steel and are secured to the host fixture with provided TEKS™ screws. The driver and light engine assembly is integrated in the BLTR door assembly making this an extremely simple, time saving, relight solution. The door frame and reflector assembly is a made of cold-rolled steel and is painted after fabrication with a matte white powder paint for improved aesthetics and increased light diffusion. Diffuser trim rings provide an attractive mounting for integral sensors as well as adding a decorative element to the luminaire aesthetics.

LED boards and driver are accessible from below.

OPTICS — Volumetric illumination is achieved by creating an optimal mix of light to walls, partitions and vertical and horizontal work surfaces – rendering the interior space, objects and occupants in a more balanced, complimentary luminous environment. High performance extruded acrylic diffusers conceal LEDs and efficiently deliver light in a volumetric distribution. Four diffuser choices available - curved and square designs with linear prisms or a smooth frosted finish.

ELECTRICAL — Long-life LEDs, coupled with high-efficiency drivers, provide superior quantity and quality of illumination for extended service life. 80% LED lumen maintenance at 60,000 hours (L80/60,000). Color Variation within 3-step MacAdam ellipse (3SDCM).

Non-Configurable BLTR Relight: Generic 0-10 volt dimming driver. Dims to 10%

Configurable BLTR Relight: available in High Efficiency (HE) versions for applications where a lower wattage (over the standard product) is required. High Efficiency versions deliver >130 LPW and can be specified via the Lumen Package designations in the Ordering Information below.

eldoLED driver options deliver choice of dimming range, and choices for control, while assuring flicker-free, low-current inrush, 89% efficiency and low EMI.

Step-level dimming option allows system to be switched to 50% power for compliance with common energy codes while maintaining fixture appearance.

Optional integrated nLight® controls make each luminaire addressable - allowing it to digitally communicate with other nLight enabled controls such as dimmers, switches, nLight AIR RIO, RES7 occupancy sensors and photo controls. Simply connect all the nLight enabled control devices and the BLTR Relight assembly using standard Cat-5 cabling. Unique plug-and-play convenience as devices and luminaires automatically discover each other and self-commission. Lumen Management: Unique lumen management system (option N80) provides on board intelligence that actively manages the LED light source so that constant lumen output is maintained over the system life, preventing the energy waste created by the traditional practice of over-lighting. Driver disconnect provided where required to comply with US and Canadian codes.

SENSOR — Integrated sensor (individual control): SensorSwitch MSD7ADCX ((Passive infrared (PIR)) or MSDPD7ADCX ((PIR/Microphonics Dual Tech (PDT)) integrated occupancy sensor/automatic dimming photocell allows the luminaire to power off when the space is unoccupied or enough ambient light is entering the space. See page 4 for more details on the integrated sensor.

Integrated Sensor (nLight Wired Networking): This sensor is nLight-enabled, meaning it has the ability to communicate over an nLight network. When wired, using CAT-5 cabling, with other nLight-enabled sensors, power packs, or WallPods, an nLight control zone is created. Once linked to a Gateway, directly or via a Bridge, the zone becomes capable of remote status monitoring and control via SensorView software. See page 6 for the nLight sensor options.

Integrated Smart Sensor (nLight Air Wireless Platform): The rES7 sensor is nLight AIR enabled, meaning it has the ability to communicate over the wireless nLight control platform. It is available with an automatic dimming photocell, and either a digital PIR or microphonics (PDT) dual technology occupancy sensor. It pairs to other luminaires and wall switches through our mobile app, CLAIRITY™, which allows for simple sensor adjustment. See page 6 for more details on the Integrated Smart Sensor.

Integrated Wireless Sensor (single room control): SensorSwitch VERTEX JOT or JOTVTX15 luminaire-embedded occupancy and ambient light sensor allows the luminaire to power off when the space is unoccupied or when enough ambient light is entering the space. See page 4 for more details on the integrated wireless sensor.

INSTALLATION — After existing fluorescent components are removed from the host housing, universal end brackets are secured in place with TEKS™ screws. The BLTR's integrated driver and light engine door assembly can then be hinged to the universal end brackets and will hang in place for completion of assembly plug-in wiring. Rotate the doorframe assembly closed and pivot the cam latches to secure the doorframe in place. Suitable for damp location installations. Damp location not available with sensor versions.

LISTINGS — UL/CUL Listed for use in fluorescent light fixtures. Installing Relight assemblies per instructions will not impact existing fixture UL listing. Tested to LM80 standards.

DesignLights Consortium® (DLC) Premium qualified product and DLC qualified product. Not all versions of this product may be DLC Premium qualified or DLC qualified. Please check the DLC Qualified Products List at www.designlights.org/QPL to confirm which versions are qualified.

BUY AMERICAN ACT — Product with the BAA option is assembled in the USA and meets the Buy America(n) government procurement requirements under FAR, DFARS and DOT regulations. Please refer to www.acuitybrands.com/buy-american for additional information.

WARRANTY — 5-year limited warranty. This is the only warranty provided and no other statements in this specification sheet create any warranty of any kind. All other express and implied warranties are disclaimed. Complete warranty terms located at: www.acuitybrands.com/support/warranty/terms-and-conditions

NOTE: Actual performance may differ as a result of end-user environment and application. All values are design or typical values, measured under laboratory conditions at 25 °C. Specifications subject to change without notice.

Catalog Number
Notes
Type

BLTR Relight Series

2BLT4R

2' x 4' Relight LED



Specifications

- Length: 47.8 (121.4)
- Width: 23.9 (60.7)
- Depth: 2.75 (6.9)
- Weight: 16.25 (41.2)

All dimensions are inches (centimeters) unless otherwise specified.

Embed nLight controls today. Prepare for tomorrow.

Now	Tomorrow
User-friendly install	Scalability
Enhanced energy savings	Space configuration
Code compliance	Future-ready

A+ Capable Luminaire

This item is an A+ capable luminaire, which has been designed and tested to provide consistent color appearance and out-of-the-box control compatibility with simple commissioning.

- All configurations of this luminaire meet the Acuity Brands' specification for chromatic consistency
- This luminaire is part of an A+ Certified solution for nLight® control networks when ordered with drivers marked by a **shaded background***
- This luminaire is part of an A+ Certified solution for nLight control networks, providing advanced control functionality at the luminaire level, when selection includes driver and control options marked by a **shaded background***

To learn more about A+, visit www.acuitybrands.com/aplus.

*See ordering tree for details.

2BLT4R Volumetric Recessed Lighting 2'x4' Relight

A+ Capable options indicated by this color background.

ORDERING INFORMATION

Lead times will vary depending on options selected. Consult with your sales representative.

Example: 2BLT4R 40L ADP EZ1 LP840


2BLT4R		Trim Type/ Air Function		Lumens ²		Diffuser		Voltage		Driver		Color temperature	
2BLT4R	2X4 BLTR	(blank)	Standard white two-piece flanged bracket	Standard efficiency (>125 LPW)	High efficiency³ (>130 LPW)	ADP	Curved, linear prisms	(blank)	MVOLT	EZ1	eldoLED dims to 1% (0-10 volt dimming)	LP830	82CRI, 3000 K
		A	Standard two-piece flanged bracket painted black to match parabolic / air-handling reveals	30L 3000	30LHE 3000	ADSM	Curved, smooth	120	120V			LP835	82CRI, 3500 K
				40L 4000	40LHE 4000	SDP	Square, linear prisms	277	277V	GZ1	Dims to 1% (0-10V dimming) ⁶	LP840	82CRI, 4000 K
		F	Flangeless two-piece bracket for installation in drywall / "hard lid" ceilings	48L 4800	48LHE 4800	SDSM	Square, smooth	347	347V ^{4,5}			LP850	82CRI, 5000 K
				60L 6000	60LHE 6000	Diffusers w/ trim rings				GZ10	Dims to 10% (0-10V dimming) ⁶	LP930	90CRI, 3000K
				72L 7200	72LHE 7200	ADPT	Curved, linear prisms			SLD	Step-level dimming ⁸	LP935	90CRI, 3500K
					85LHE 8500	ADSMT	Curved, smooth					LP940	90CRI, 4000K
		LPB	One-piece low profile bracket for installation in some obstructed housings (consult factory)			SDPT	Square, linear prisms			E0HN	On/Off (non-dim) ⁷	LP950	90CRI, 5000K
						SDSMT	Square, smooth						

nLight Interface		Control ¹⁰		Individual Control		Standby Mode		Options	
nLight Wired		nLight Wired		Individual Control		NOC		Occupancy sensor disabled ¹⁴	
(blank)	no nLight [®] interface	(blank)	No sensor control	MSD7ADCX	PIR integral occupancy sensor with automatic dimming control photocell ¹³			EL7L	700 lumen battery pack (Noncompliant with CA T20) ¹⁷
N80	nLight with 80% lumen management	NES7	nLight™ nES 7 PIR integral occupancy sensor ¹²					EL14L	1400 lumen battery pack (Noncompliant with CA T20) ¹⁷
N80EMG	nLight with 80% lumen management. For use with generator supply EM power ⁹	NESPDT7	nLight™ nES PDT 7 dual technology integral occupancy control ¹²	MSDPDT7ADCX	PDT integral occupancy sensor with automatic dimming control photocell ¹³			E10WLCP	EM Self-Diagnostic battery pack, 10W Constant Power, (Certified in CA Title 20 MAEDBS) ¹⁶
N100	nLight without lumen management	NES7ADCX	nLight™ nES 7 ADCX PIR integral occupancy sensor with automatic dimming photocell ¹²					BGTD	Bodine Generator Transfer Device ¹⁵
N100EMG	nLight without lumen management. For use with generator supply EM power ⁹	NESPDT7ADCX	nLight™ nES PDT 7 dual technology integral occupancy sensor with automatic dimming photocell ¹²	JOT	Wireless room control with "Just One Touch" pairing ²⁰			GLR	Fast-blowing fuse ¹⁶
nLight Wireless		nLight Wireless		JOTVTX15	Wireless occupancy sensor with "Just One Touch" pairing ²⁰			GMF	Slow-blowing fuse ¹⁶
(blank)	no nLight [®] interface	RES7	nLight AIR control with PIR integral occupancy sensor and automatic dimming photocell ¹⁹					NPLT	Narrow pallet
NLTAIR2	nLight AIR Generation 2 enabled ¹⁰	RES7PDT	nLight AIR control with PDT dual technology integral occupancy sensor and automatic dimming photocell ¹⁹					FAO	Field adjustable output ¹⁸
		RIO	nLight AIR radio module without sensor ¹⁹					BAA	Buy America(n) Act Compliant
		RES7EM	nLight AIR PIR integral occupancy sensor with automatic dimming photocell and UL924 Emergency Operation, via power interrupt detection ¹⁹					JP20	Job Pack
		RES7PDTEM	nLight AIR microphonics dual technology occupancy sensor with automatic dimming photocell and UL924 Emergency Operation, via power interrupt detection ¹⁹						
		RIOEM	nLight AIR radio module less sensor, with UL924 Emergency Operation, via power interrupt detection ¹⁹						

Notes

- Consult factory for airflow data.
- Approximate lumen output.
- All versions may not achieve 130+ LPW. Refer to photometry on www.acuitybrands.com.
- Not available with EL7L or EL14L battery packs.
- 347 not available with SLD.
- GZ1, GZ10 not available with any Control or Sensor options.
- E0HN not available with 72LHE or 85LHE.
- Not available with N80, N80EMG, N100, N100EMG, NLTAIR2, or occupancy control.
- nLight EMG option requires a connection to existing nLight network. Power is provided from a separate N80 or N100 enabled fixture.
- Must order with RES7, RES7PDT, or RIO sensor. Only available with EZ1 driver. Not available with 72L, 72LHE, or 85LHE options.
- Must specify diffuser with trim rings. See sensor options on page 4.
- Requires N80, N80EMG, N100, or N100EMG.
- Only available with EZ1 driver option. 0-10v dimming wires not accessible via access plate. Not available with Controls options.
- Can only be ordered in conjunction with EZ1, NLTAIR2, RES7/RES7PDT. Occupancy sensor disabled at factory but can be re-enabled upon commissioning.
- Requires BSE labelling. Consult factory for options.
- Must specify voltage, 120 or 277 with GLR & GMF fusing.
- GZ1 and GZ10 driver not available with battery pack when specifying 72LHE or 85LHE lumen options. Must use EZ1 driver.
- Consult factory.
- See UL924 Sequence of Operation instruction on page 3. When combined with the EZ1 option, can be used as a normal power sensing device for nLight AIR devices and luminaires with EM emergency options.
- Wired 0-10v dimming control not available. Not available with nLight Interface or Controls options. Not available with NOC, SLD, BGTD, or FAO. Must specify diffuser with trim rings.

Multiple Diffuser Options



Non-Configurable BLTR

Non-Configurable BLTR									
Stock	Catalog Description*	UPC	Lumens	Wattage	LPW	Color Temperature	Voltage	Pallet Qty	
Stock	2BLT4R 40L ADP LP835	190887550948	3960	32	124	3500K/80 CRI	120-277	26	
	2BLT4R 40L ADP LP840	190887550979	4023	32	127	4000K/80 CRI	120-277	26	
	2BLT4R 46L ADP LP835	190887550993	4520	38	118	3500K/82 CRI	120-277	26	
	2BLT4R 46L ADP LP840	190887551006	4620	38	121	4000K/82 CRI	120-277	26	

UL924 Sequence of Operation

The below information applies to all nLight AIR devices with an EM option.

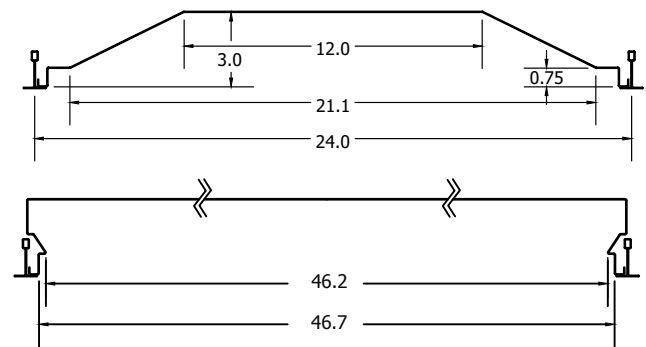
- EM devices will remain at their high-end trim and ignore wireless lighting control commands, unless a normal-power-sensed (NPS) broadcast is received at least every 8 seconds.
- Using the CLAIRITY+ mobile app, EM devices must be associated with a group that includes a normal power sensing device to receive NPS broadcasts.
- Only non-emergency rPP20, rLSXR, rSBOR, rSDGR, and nLight AIR luminaires with version 3.4 or later firmware can provide normal power sensing for EM devices. See specification sheets for control devices and luminaires for more information on options that support normal power sensing.

Accessories & Replacement Parts

Replacement Parts: <i>Order as separate catalog number.</i>	
2DBLTR48 ADP LENS ASSEMBLY	2x4 ft. replacement lens (trims included)
2DBLTR48 SDP LENS ASSEMBLY	2x4 ft. replacement lens (trims included)
2DBLTR48 ADSM LENS ASSEMBLY	2x4 ft. replacement lens (trims included)
2DBLTR48 SDSM LENS ASSEMBLY	2x4 ft. replacement lens (trims included)
2DBLTR48 ADPT LENS ASSEMBLY	2x4 ft. replacement lens (trims included)
2DBLTR48 SDPT LENS ASSEMBLY	2x4 ft. replacement lens (trims included)
2DBLTR48 ADSMT LENS ASSEMBLY	2x4 ft. replacement lens (trims included)
2DBLTR48 SDSMT LENS ASSEMBLY	2x4 ft. replacement lens (trims included)
2DBLTR48 ADPT SENSOR LENS ASSEMBLY	2x4 ft. replacement lens (trims included)
2DBLTR48 SDPT SENSOR LENS ASSEMBLY	2x4 ft. replacement lens (trims included)
2DBLTR48 ADSMT SENSOR LENS ASSEMBLY	2x4 ft. replacement lens (trims included)
2DBLTR48 SDSMT SENSOR LENS ASSEMBLY	2x4 ft. replacement lens (trims included)
U10530A	2x4 ft. replacement troffer trim strip

Fit & Compatibility

The 2BLT4R Relight Assembly was designed to upgrade recessed 2x4 fixtures, including most parabolic and lensed troffers from all major manufacturers. Dimensional requirements are below, but Lithonia Lighting recommends a trial installation prior to purchasing project quantities.



Emergency Battery Pack Options - Field Installable

Battery Model Number	Wattage	Runtime (Minutes)	Lumen Output* @ 120 Lumens/Watt	Other
ILB CP07 2H A	7W	120	840	Storm Shelter / 2 Hour Runtime
ILB CP10 A	10W	90	1200	
ILBLP CP10 HE SD A	10W	90	1200	Title 20, Self Diagnostic
ILBLP CP15 HE SD A	15W	90	1800	Title 20, Self Diagnostic
ILB CP20 HE A	20W	90	2400	Title 20
ILB CP20 HE SD A	20W	90	2400	Title 20, Self Diagnostic

All the above are UL Listed products that are certified for field install external/remote to the fixture.

*Minimum delivered lumen output to assist in product selection for increased fixture mounting height.

The CP10 delivered emergency illumination outperforms legacy 1400 lumen fluorescent emergency ballast.

Please contact us at productsupportemergency@acuitybrands.com for any Emergency Battery related questions.

Application Guide

2BLT4R — Typically used for lensed troffer installations. Assembly contains white end brackets and is supplied with white trim strips for use in closing gaps down fixture sides (installer's choice - not required).

**Note: This kit will fit in Lithonia's Avante non-air fixture.*



2BLT4R A — Typically used for parabolic installations with black reveal. Assembly contains black end brackets to match black reveal around host housing. Does not interfere with host housing air supply/return if present (along fixture sides).



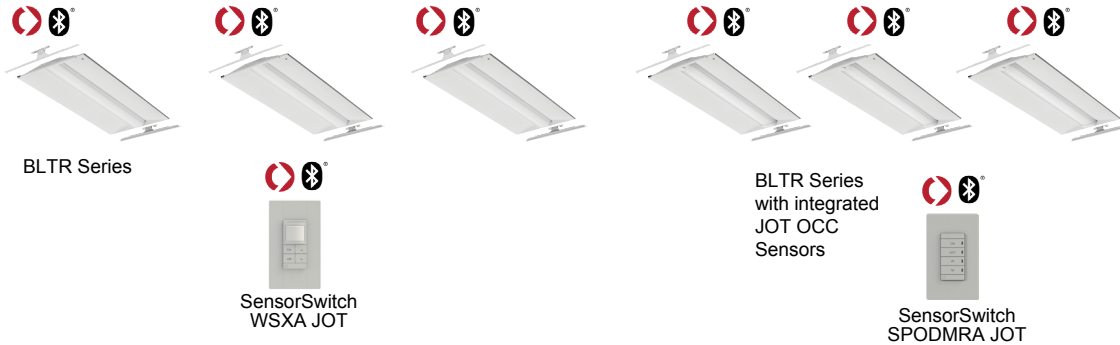
JOT Wireless



SensorSwitch JOT Enabled Wireless Solution

Designed with contractors in mind, the SensorSwitch JOT enabled wireless solution offers a straightforward approach to the installation and pairing of lighting fixtures and controls. Absolutely no 0-10V control wires and no mobile apps are needed with JOT enabled products, allowing for lightning speed installation right out of the box.

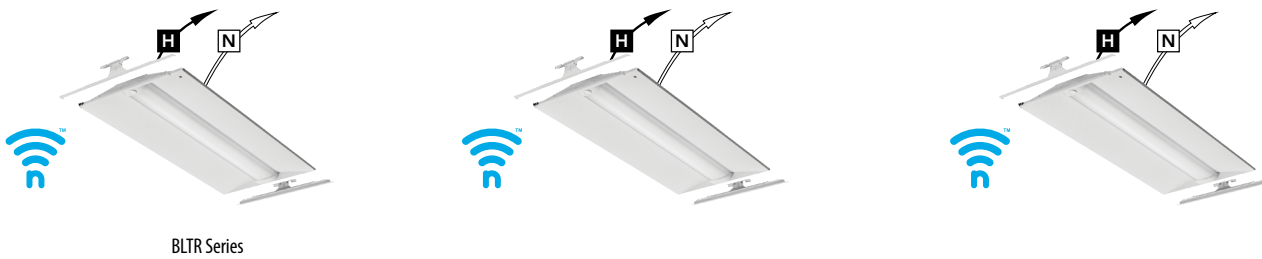
- 1. Power:** Install JOT enabled fixtures and controls as instructed.
- 2. Pair:** Insert the pairing tool into the pinhole on the wall switch; press and hold any button for 6 seconds.
- 3. Play:** Once paired, each fixture will individually dim down to 10% brightness. All products will be fully functional.



nLight Platform

nLight embedded fixtures offer:	Customers get:
Manual Dimming	Convenience and visual comfort for occupants
Motion Sensing and/or Daylight Harvesting	Energy savings and code compliance
Fixture or Group Level Control	Ability to configure lighting to the space requirements
Flexibility	Ease of fixture moves, adds and changes
Wireless Wall Switch (nLight AIR Only)	Ease and flexibility of placement
Astronomical and Time of Day Scheduling	Energy savings and building security
Scalable Solution	nLight controls to grow with your business
Future-Ready	nLight platform to set foundation for future upgrades and capabilities

nLight Air Wireless

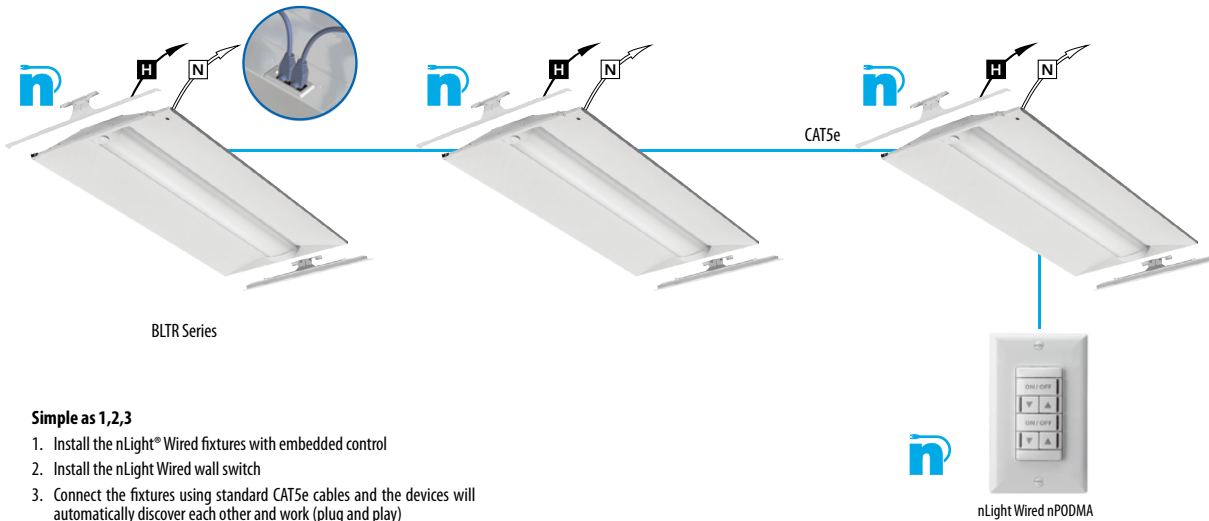


Simple as 1,2,3

1. Install the nLight® AIR fixtures with embedded smart sensor
2. Install the wireless battery-powered wall switch
3. With CLAIRITY app, pair the fixtures with the wall switch and if desired, customize the sensor settings for the desired outcome



nLight Wired Networking



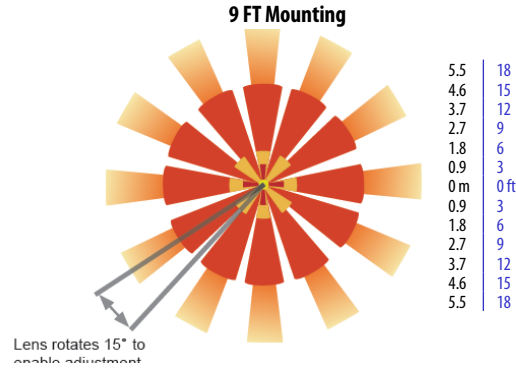
Simple as 1,2,3

1. Install the nLight® Wired fixtures with embedded control
2. Install the nLight Wired wall switch
3. Connect the fixtures using standard CAT5e cables and the devices will automatically discover each other and work (plug and play)

Sensor Options					
Option	Automatic Dimming Photocell	Occupancy Sensing		nLight Wired Networking	nLight AIR Networking
		PIR	PDT		
MSD7ADCX	X	X			
MSDPDT7ADCX	X		X		
NES7		X		X	
NES7ADCX	X	X		X	
NESPDT7			X	X	
NESPDT7ADCX	X		X	X	
RES7	X	X			X
RESPDT7	X	X	X		X

Sensor Coverage Pattern Mini 360° Lens

- Recommended for walking motion detection from mounting heights between 8 ft (2.44 m) and 20 ft (6.10 m)
- Initial detection of walking motion along sensor axes at distances of 2x the mounting height up to 15 ft (4.57 m) and 1.75x up to 20 ft (6.10 m).
- Provides 12 ft (3.66 m) radial detection of small motion when mounted at 9 ft (2.74 m)
- Initial detection will occur earlier when walking across sensor's field of view than when walking directly at sensor



Integrated Sensor with Individual Control

The MSD7ADCX PIR occupancy sensor/automatic dimming photocell is ideal for areas without obstructions and where daylight harvesting may be desired. Suggested applications include, but not limited to, hallways, corridors, storage rooms, and breakrooms or other areas where people are typically moving.

The MSDPDT7ADCX PIR/Microphonics Dual Tech occupancy sensor/automatic dimming photocell is ideal for areas with obstructions and where daylight harvesting is desired. Suggested applications include, but not limited to, open offices, private offices, classrooms, public restrooms, and conference rooms.

nLight AIR Wireless

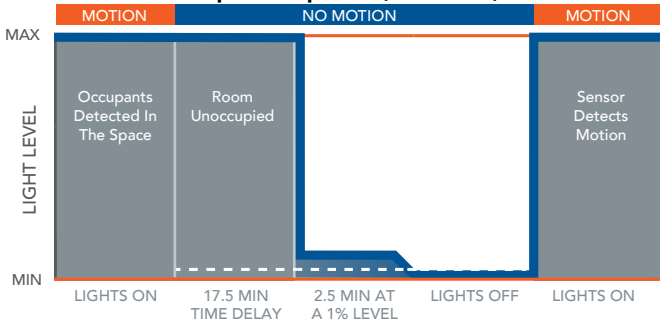
nLight AIR is the ideal solution for retrofit or new construction spaces where adding additional wiring can be labor intensive and nLight AIR is available with or without an integral sensor. The integrated rES7 or rES7PDT smart sensors are part of each luminaire in the nLight AIR network, which can be grouped to control multiple luminaires. The granularity of control with the digital PIR occupancy detection and daylight sensing makes a great solution for any application.

nLight Wired Networking

The nES7 is ideal for small rooms without obstructions or areas with primarily walking motion. Ideal areas include hallways, corridors, storage rooms, and breakrooms. Additionally, the nES7ADCX includes an integrated photocell, which enables daylight harvesting controls.

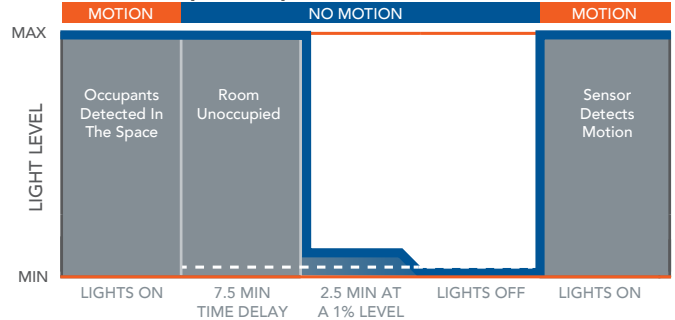
For areas like restrooms, private offices, open offices, conference rooms or any space with obstructions, the nES PDT 7 dual technology sensor is recommended. The nES PDT 7 utilizes both PIR (passive infrared) and Microphonics technologies to detect occupancy. Additionally, the nESPDT7ADCX includes an integrated photocell, which enables daylight harvesting controls which is ideal for areas where windows are present.

Sequence of Operation (MSD7 Sensor)



*The presetting on the automatic dimming photocell is 5fc.

Sequence of Operation (nES7 and rES7 and Sensor)



*The presetting on the automatic dimming photocell is 5fc (NES7) and 10fc (RES7).

Controls Accessories

nLight® Wired Control Accessories:

Order as separate catalog number. Visit www.acuitybrands.com/products/controls/nlight.

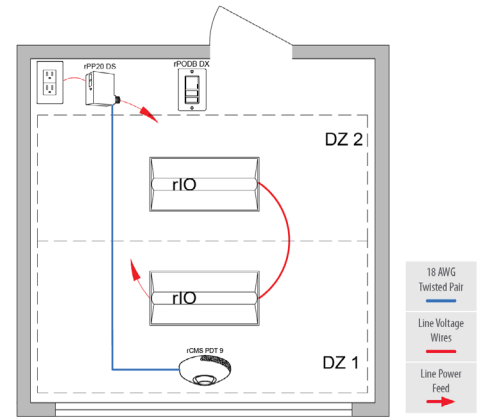
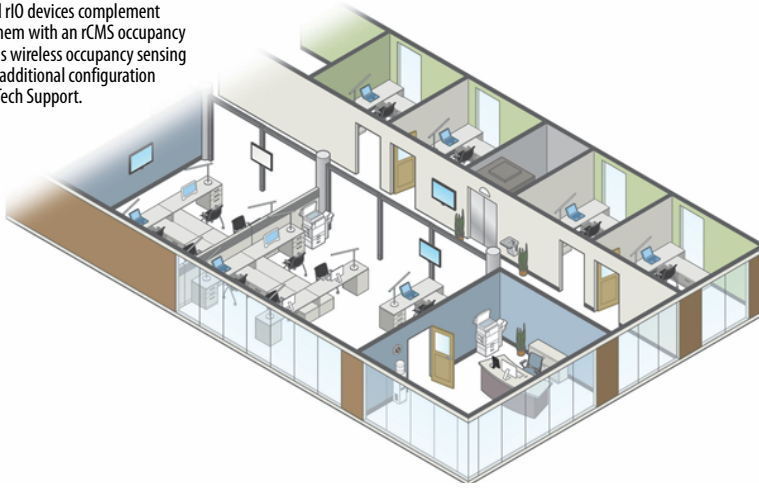
WallPod stations	Model number	Occupancy sensors	Model number
On/Off	nPODMA [Color]	Small motion 360°, ceiling (PIR / dual tech)	nCM 9 RJB / nCM PDT 9 RJB
On/Off & raise/lower	nPODMA DX [Color]	Large motion 360°, ceiling (PIR / dual tech)	nCM10 RJB / nCM PDT 10 RJB
Graphic touchscreen	nPOD TOUCH [Color]	Wall switch with raise/lower	nWSX PDT LV DX [color]
Photocell controls	Model number	Cat-5 cable (plenum rated)	Model number
Full range dimming	nCM ADCX RJB	10' cable	CATS 10FT J1
		30' cable	CATS 30FT J1

nLight® AIR Control Accessories:

Order as separate catalog number. Visit www.acuitybrands.com/products/controls/nlightair.

Wall switches	Model number
On/Off single pole	rPODBA [color] G2
On/Off two pole	rPODB A2P [color] G2
On/Off & raise/lower single pole	rPODBA DX [color] G2
On/Off & raise/lower two pole	rPODBA 2P DX [color] G2

BLTR fixtures with integrated rIO devices complement any small office space. Pair them with an rCMS occupancy sensor and the space now has wireless occupancy sensing and dimming capability. For additional configuration options please consult with Tech Support.



rCMS¹ Example: RCMS PDT 10 AR G2

Series / Detection	Power Supply ¹	Occupancy Detection	Lens (Required)	Operating Mode	Generation
RCMS nLight AIR occupancy and daylight sensor	[blank] Power Supply ordered separately PS 150 Standard 150 mA Power Supply	[blank] PIR Detection PDT Dual Tech PIR/ Microphonics	10 Large Motion/ Extended Range 360° 9 Small Motion/ Extended Range 360° 6 High Bay 360° Lens	[BLANK] None AR Auxiliary Relay	G2 Generation 2 compatibility

Notes

1 RCMS requires low voltage power from either RPP20 DS 24V G2 or PS150.



SensorSwitch
WSX



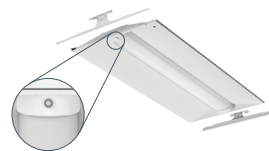
nLight WIRED
NPOD UNITOUCH



nLight WIRED
nPODMA DX



nLight AIR
rPODBA



BLTR with rIO



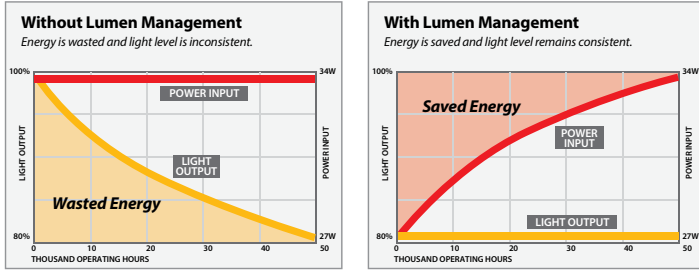
rPODBA



RCMS

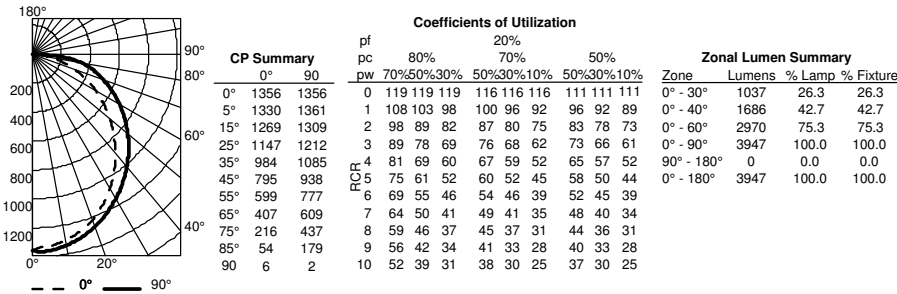
Constant Lumen Management

Enabled by the embedded nLight control, the BLT actively tracks its run-time and manages its light source such that constant lumen output is maintained over the system life. Referred to as lumen management, this feature eliminates the energy waste created by the traditional practice of over-lighting.

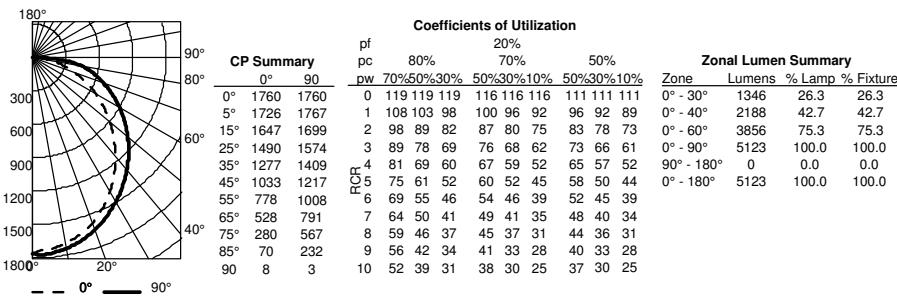


PHOTOMETRICS

2BLT4R 40L ADP LP835, 3945 delivered lumens




2BLT4R 48L ADP LP835, 5121 delivered lumens



FAO SETTINGS (Field Adjustable Output)

	0-10 Voltage Dimmer	% Lumen Output (approximate)	% Wattage (approximate)
Step 8	Full Output	100%	100%
Step 7	9.0 VDC	98%	100%
Step 6	8.0 VDC	88%	86%
Step 5	7.0 VDC	86%	82%
Step 4	6.0 VDC	82%	80%
Step 3	5.0 VDC	76%	75%
Step 2	4.0 VDC	71%	72%
Step 1	3.0 VDC	67%	71%



Simple adjustment of output through the use of a flat head screwdriver.

Performance Data			
Lumen Package	Lumens	Input Watts	LPW
30L ADP LP830	2832	23	125
30L ADP LP835	2932	23	129
30L ADP LP840	2979	23	131
30L ADP LP850	3064	23	135
40L ADP LP830	3825	31	123
40L ADP LP835	3960	31	128
40L ADP LP840	4023	31	130
40L ADP LP850	4138	31	134
48L ADP LP830	4743	38	126
48L ADP LP835	4910	38	130
48L ADP LP840	4989	38	133
48L ADP LP850	5131	38	136
60L ADP LP830	5753	46	124
60L ADP LP835	5956	46	128
60L ADP LP840	6051	46	130
60L ADP LP850	6224	46	134
72L ADP LP830	6928	59	118
72L ADP LP835	7173	59	122
72L ADP LP840	7287	59	124
72L ADP LP850	7495	59	128

HE Performance Data			
Lumen Package	Lumens	Input Watts	LPW
30LHE ADP LP830	2971	22	133
30LHE ADP LP835	3076	22	138
30LHE ADP LP840	3125	22	140
30LHE ADP LP850	3214	22	144
40LHE ADP LP830	3906	29	134
40LHE ADP LP835	4044	29	138
40LHE ADP LP840	4109	29	141
40LHE ADP LP850	4226	29	145
48LHE ADP LP830	4561	34	135
48LHE ADP LP835	4722	34	139
48LHE ADP LP840	4798	34	142
48LHE ADP LP850	4935	34	146
60LHE ADP LP830	5636	43	132
60LHE ADP LP835	5835	43	137
60LHE ADP LP840	5928	43	139
60LHE ADP LP850	6098	43	143
72LHE ADP LP830	6836	52	132
72LHE ADP LP835	7078	52	137
72LHE ADP LP840	7191	52	139
72LHE ADP LP850	7396	52	143
85LHE ADP LP830	7801	61	127
85LHE ADP LP835	8076	61	131
85LHE ADP LP840	8205	61	133
85LHE ADP LP850	8440	61	137