

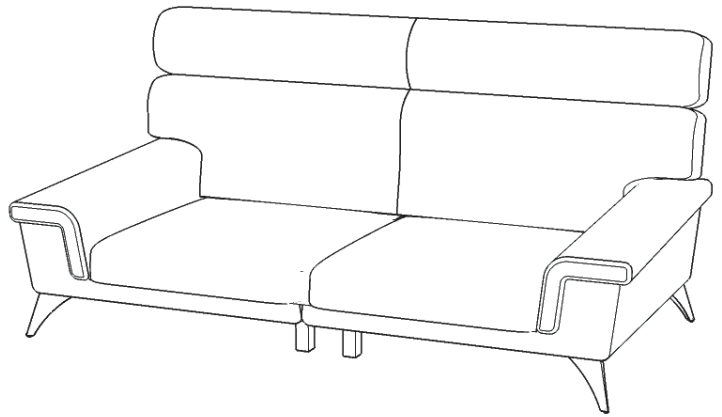
Sofa

IMPORTANT

Carefully remove all the parts from the carton and place them individually on a soft cloth to prevent scratches or other damage.

Carefully and strictly follow these assembly instructions to ensure a completed product as designed.

Do not use power tools above 8 volts to assemble.



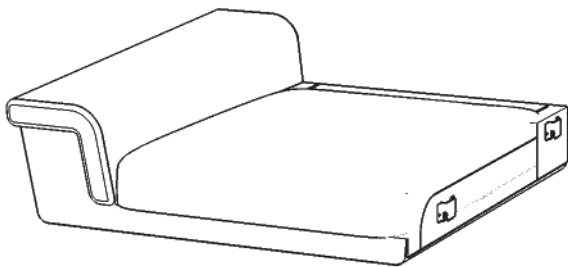
Part List




C.
Foot
3 pcs.



D.
Foot
1 pc.

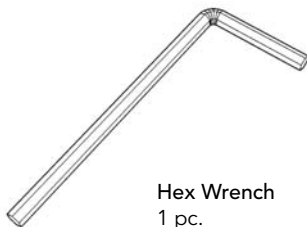


E.
Seat
1 pc.



F.
Back
1 pc.

Hardware List



Hex Wrench
1 pc.



M8x30
Head Cap Bolt
11 pcs. (+1 extra)

For assembly see instructions in carton 20 05230 00RS.