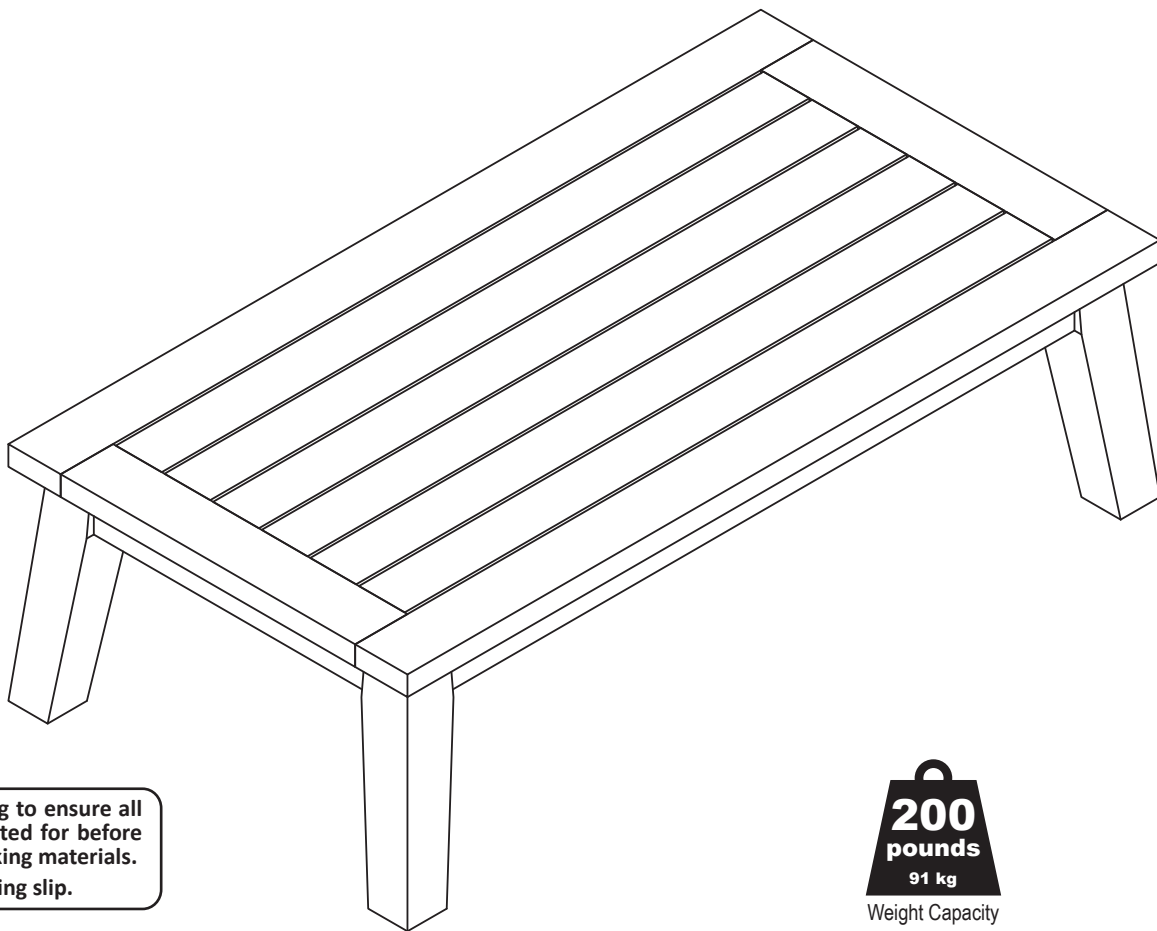


BODIE ACACIA WOOD COFFEE TABLE


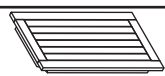
BOD-5951


Review all assembly and care information before using this product. Save this manual for future reference.
Assemble components on a soft, clean surface to avoid damaging the finish.





Inspect packaging to ensure all parts are accounted for before disposing of packing materials.
Save the packing slip.

200
pounds
91 kg
Weight Capacity

No.	PARTS	QTY.
G	 Leg	4
H	 Table Top	1

INCLUDED TOOLS
 Hex Key

No.	HARDWARE	QTY.
5	 M8x55mm Bolt	8
6	 Washer	8

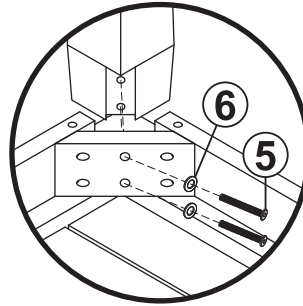
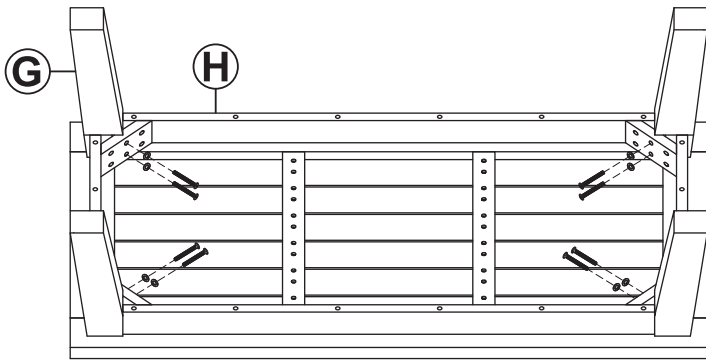
NOTE: Save the included tool. Wood expands and contracts with changes in temperature and moisture, which may require hardware to be tightened.



WARNING

CHOKING HAZARD — This item contains small parts that can be swallowed. Keep children and pets away during assembly.

ASSEMBLY



Secure Leg (G) to Table Top (H) using two M8x55mm Bolts (5) and Washers (6).

Repeat until all remaining legs are attached.

Care & Maintenance

SAFE USE: Use on a flat, level surface. Do not exceed the weight capacity. Do not sit, stand, or climb on the unit.

EXPOSURE: Over time, sunlight and weather elements will cause the wood to oxidize, turning it to a silvery gray color. Additionally, long-term exposure to sun, rain, and high humidity may cause wood swelling. Stress caused from swelling can lead to splitting or cracking, cause hardware to loosen, and glued joints to fail. Maintenance is required to keep wood furniture in tip-top condition.

INSPECT: Periodically check assembly points and tighten fittings as necessary.

CLEANING: Identify the direction of the woodgrain. Following the direction of the woodgrain, wipe surfaces with a soft, dry cloth. Do not use harsh chemicals, abrasive materials, or a pressure washer to clean the unit.

CARE & STORAGE: Protect this item from inclement weather, especially ice and snow. Move to a dry indoor location when not in use. Covering while in storage is recommended to help prevent dust build-up.

MAINTENANCE: If left untreated, the wood may weather. To maintain the appearance, apply a suitable penetrating wood oil (not included) at least once per year or when the wood looks particularly dry.

Before applying a suitable wood oil, clean the unit and bring it into a warm, dry, indoor location. Allow the furniture to dry thoroughly before applying oil; drying may take several days. Only apply oil to wooden surfaces. Apply oil as directed by the wood oil manufacturer.

WARNING: THE ONE-YEAR WARRANTY DOES NOT COVER DAMAGES OR DEFECTS CAUSED BY THE APPLICATION OF CHEMICAL TREATMENTS, PROTECTIVE COATINGS, OR CLEANING PRODUCTS.

! SAFETY STATEMENTS & WARNINGS !

- Do not exceed the weight capacity.
- Do not sit or stand on the table.
- Inspect hardware often and tighten as necessary.
- Do not put hot items on or near furniture.
- Do not use this item in the proximity of open flame or flammable/combustible chemicals.
- Keep this unit a safe distance from heat sources such as fire pits, patio heaters, and grills.
- Do not use harsh chemicals or abrasive materials to clean this unit.
- This product is for residential use only; institutional or commercial use will void this warranty.

Any modification to the product or failure to follow recommended care will void the product warranty.

If you experience issues with assembly or the product was damaged during transit, please contact our customer service team through one of the methods mentioned at the top of page 1. Please have the item number and order information ready to expedite response time.

! WARNING:

Manufacturer and seller expressly disclaim any and all liability from personal injury, property damage or loss, whether direct or indirect, or incidental, resulting from the incorrect attachment, improper use, inadequate maintenance, or neglect of this product.