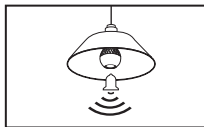
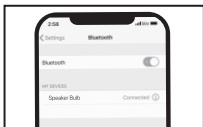



Single Bulb Pairing Instructions



1. Power on the bulb. The bulb will sound a chime when available to pair.



2. Using a compatible Bluetooth device, search for the bulb "Speaker Bulb".

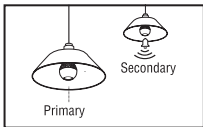


3. Connect, wait for the chime that signifies successful pairing, and play music.

Two Bulb Pairing Instructions (TWS)



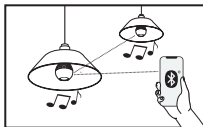
1. Power on two bulbs at the same time. Both bulbs will sound a chime when available to pair.



2. Wait until the bulbs automatically connect to each other. One will become the primary and the other will become the secondary. The secondary bulb will sound a chime once complete, indicating that it is successfully connected to the primary bulb.



3. Using a compatible Bluetooth device, search for the primary bulb "Speaker Bulb".



4. Connect to the primary bulb, wait for the chime that signifies successful pairing, and play music.