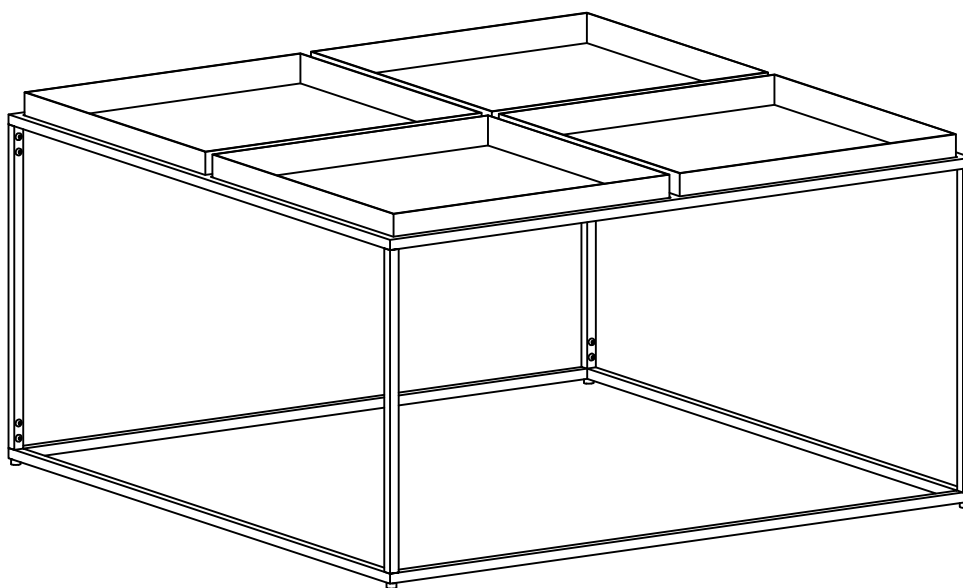


GARNER / MORTON / COLDEN

TRAY TOP COFFEE TABLE

MODEL # AXCGAR-01





Questions, problems, assembly help, missing parts?

No need to return the product, we will gladly help and ship
your replacement parts free of charge

Please call Customer Service at 1-866-518-0120 ext. 262

Monday to Friday between 9 am – 4 pm EST

or go to

www.simpli-home.com/parts request

In order to assist you in a timely manner, please have the following information ready:

Model # _____ Part Number or Letter _____

Purchased at _____ Date of Purchase _____

If you wish to return the product, please contact the retailer where the
product was purchased.

IMPORTANT : Keep this manual for future reference.

CARE and MAINTENANCE

Metal Furniture Care

This furniture is designed for indoor use.

Damage to metal furniture can come from temperature changes in relative humidity (RH) in our homes. Humid air oxidizes metal which results in rusting, corrosion, tarnishing and roughness on the metal surface.

To protect against the humidity effect, your furniture is powder coated. The powder coat layer protects the metal from oxidizing, corrosion, tarnishing and scratching and keeps it looking good for years to come.

To help protect your furniture, follow these steps:

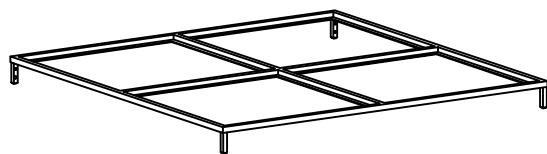
- Wipe down the surface with a damp, soft cloth.
- Wipe up spills promptly. Clean with a dry cloth.
- Do not use abrasive cleaners, chemical solvents, strong detergents, cleaners with bleach, and furniture polish.
- Use soft felt base coasters, placemats to help prevent scratches.
- Keep furniture out of direct sunlight, which can cause cracking or roughness on the protective layer.
- If it can be avoided, do not put furniture near heating vents. Keep the furniture 3 to 4 inches away from the wall, giving heat and air space to circulate.

PRE-ASSEMBLY INFORMATION

MODEL # AXCGAR-01

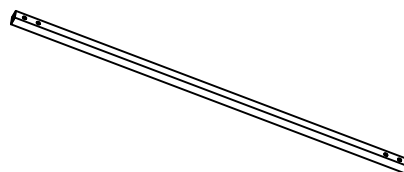
PARTS DESCRIPTION

A



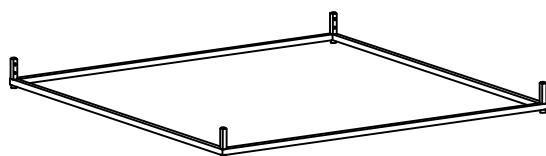
TOP
QTY 1

B



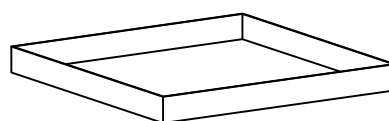
LEG
QTY 4

C



BASE
QTY 1

D



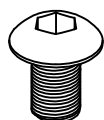
TRAY
QTY 4

PRE-ASSEMBLY INFORMATION

MODEL # AXCGAR-01

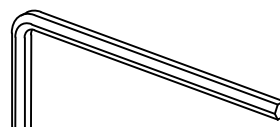
HARDWARE DESCRIPTION

1



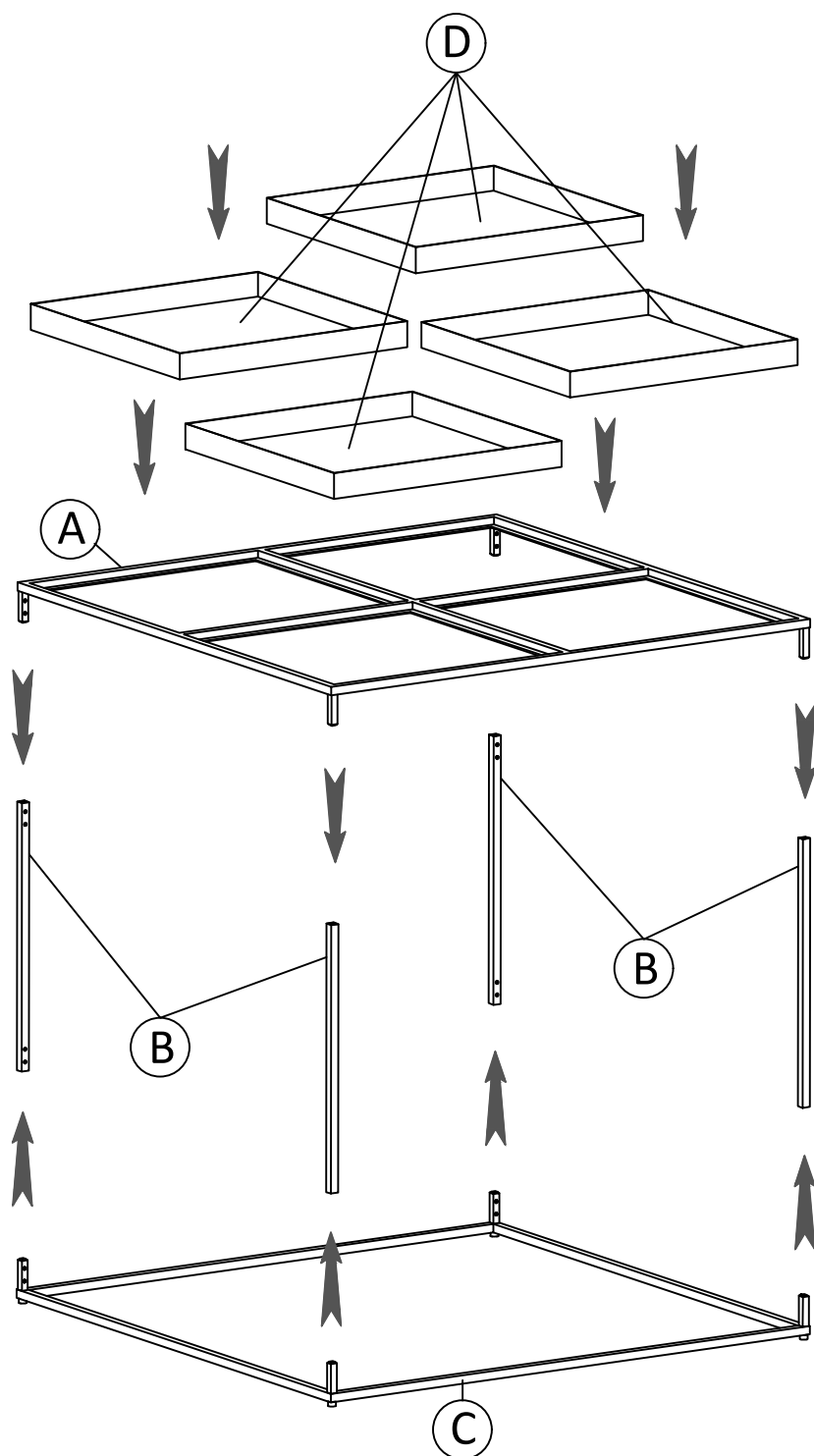
ALLEN KEY BOLT
M4 X 10 mm
QTY 16

2

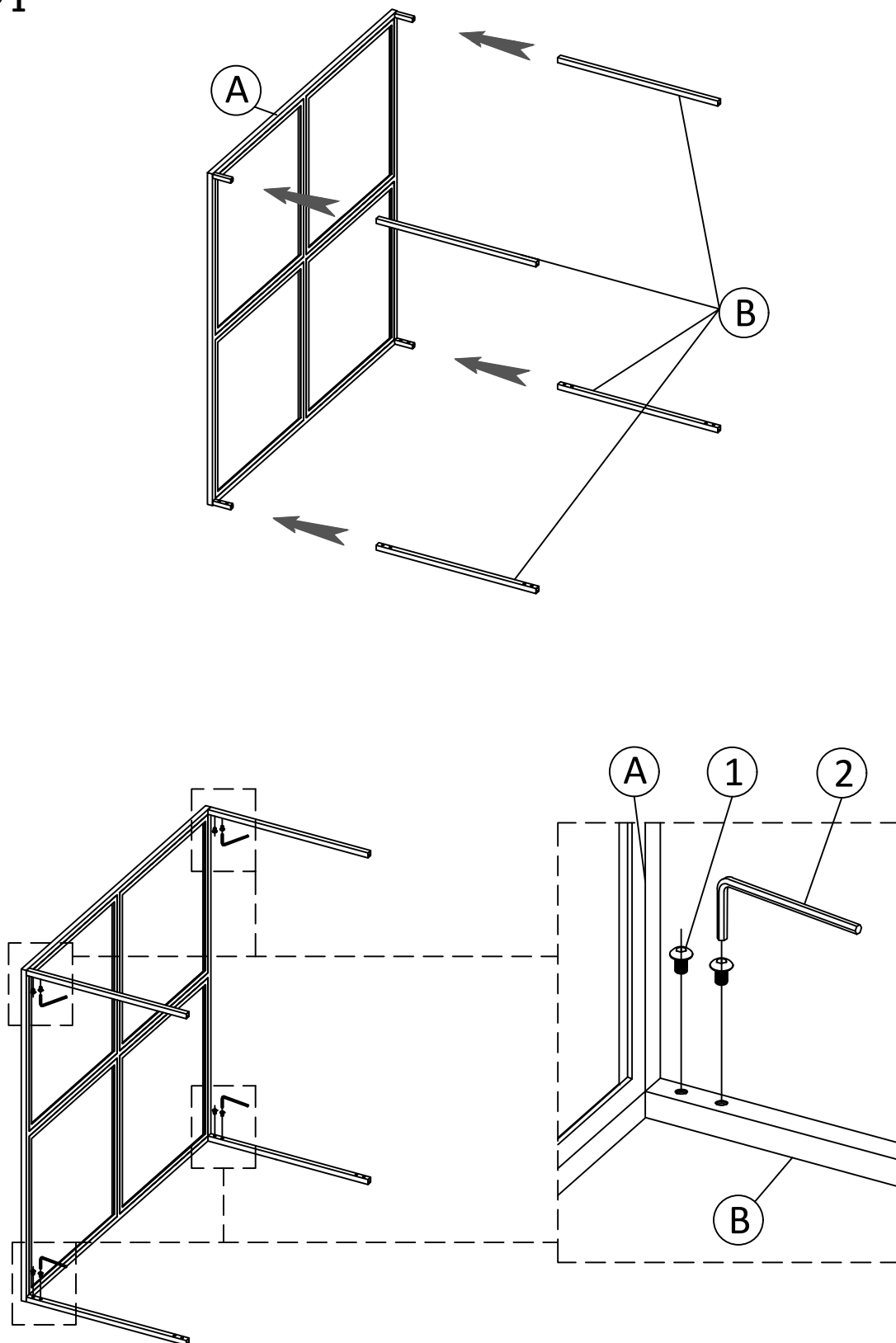


ALLEN KEY
QTY 1

NEED HELP? for help with assembly or if you are missing a part,
Please call customer service at 1-866-518-0120 ext. 262 (9 am to 4 pm est)

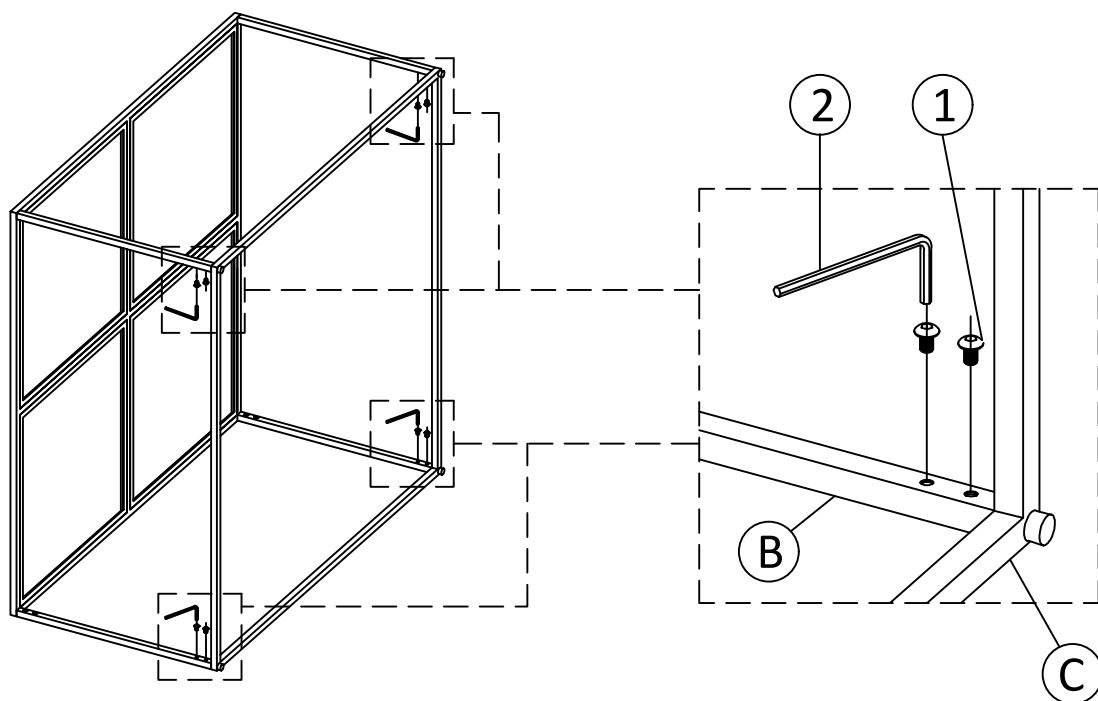
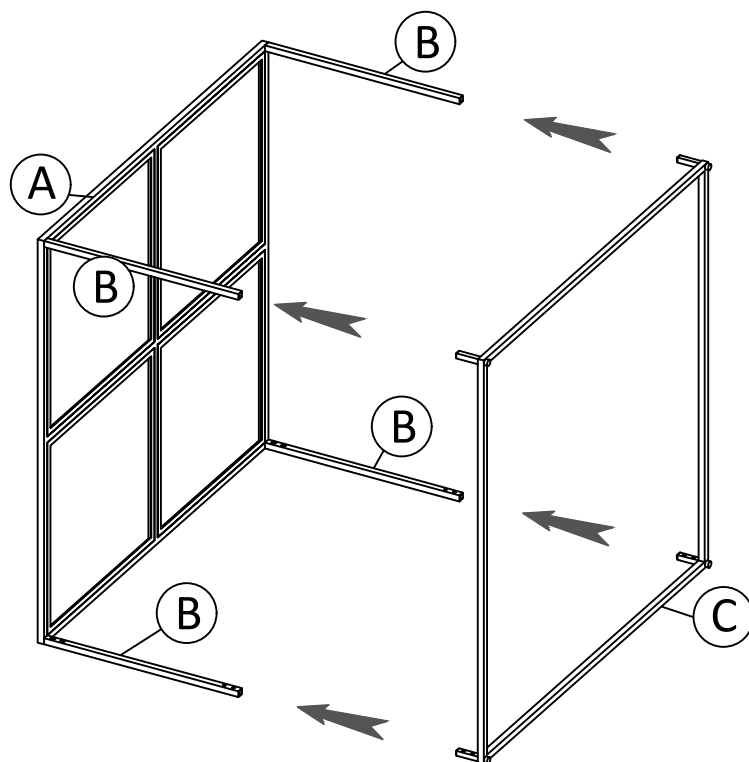


STEP 1



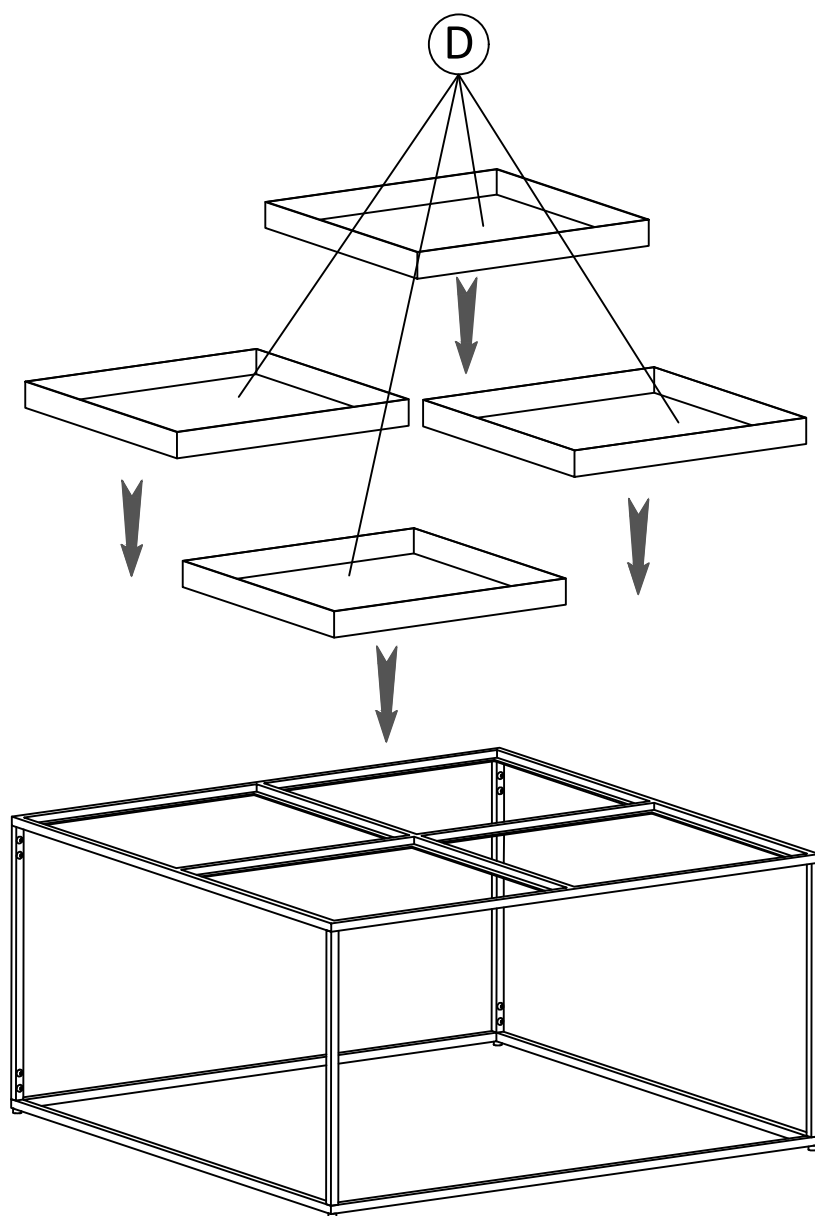
1. Align Leg (B) to the openings on each corner of Top (A) and insert.
2. Use eight Allen key Bolts (1) to attach Top (A) and Leg (B).
3. Use Allen Key (2) to tighten Bolts. Do not over tighten.

STEP 2

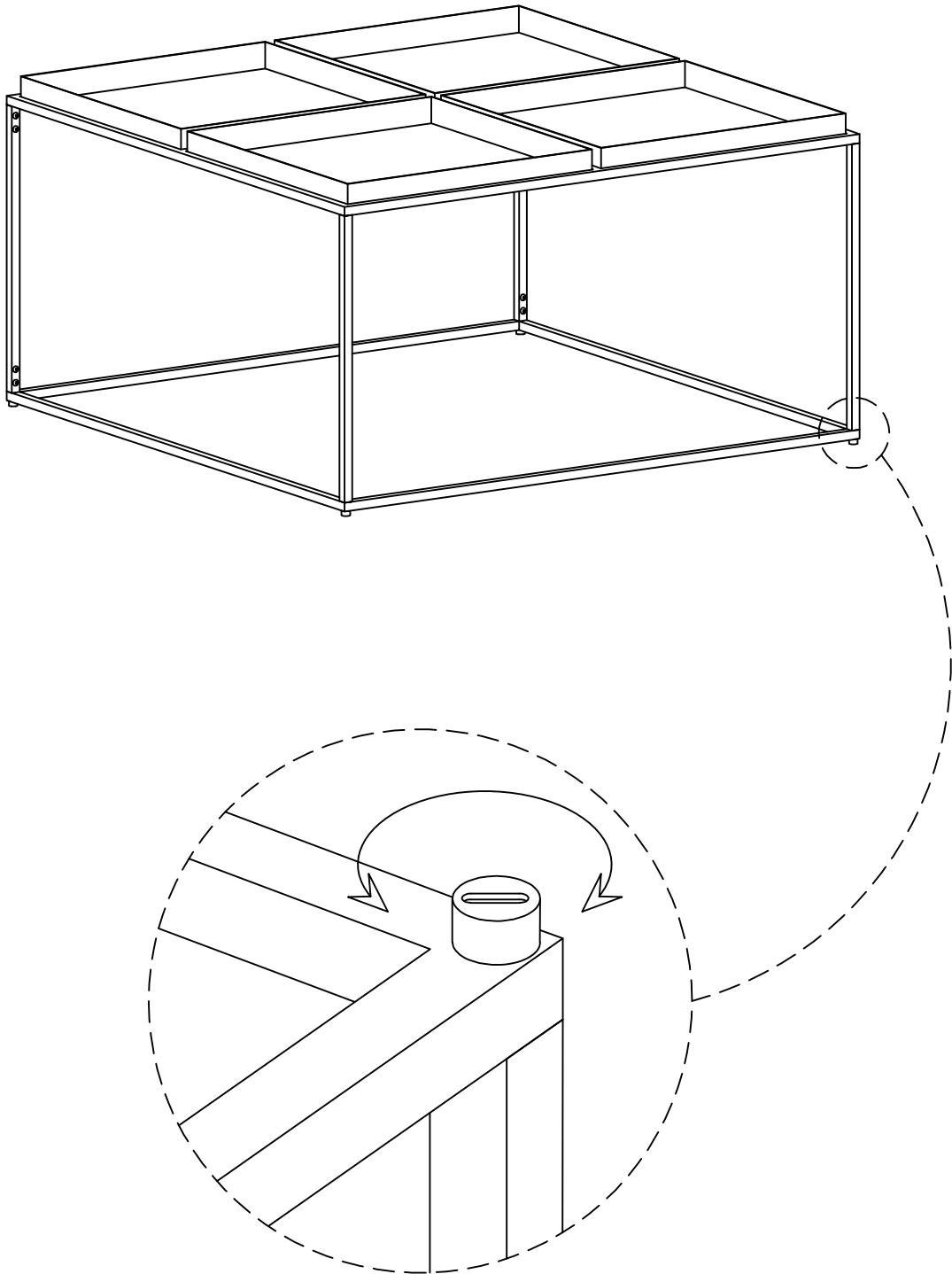


1. Align Leg (B) to the openings on each corner of Base (C) and insert.
2. Use eight Allen key Bolts (1) to attach Leg (B) and Base (C).
3. Use Allen Key (2) to tighten Bolts. Do not over tighten.

STEP 3



1. Place Tray ④ on the Coffee Table.

STEP 4

Note: Levelers underneath the base can be adjusted if floor is uneven.



WARRANTY

Thank you for purchasing a **Simpli Home – Wyndenhall – Brooklyn + Max** product. These products have been made to demanding, high-quality standards and are guaranteed for domestic use against manufacturing faults for a period of 12 months from the date of purchase. This warranty does not affect your statutory rights.

In case of any malfunction of your product (failure, missing parts, etc.) please contact us at our toll free service line at 1-866-518-0120 ext. 262 from 9 am to 4 pm, Monday to Friday, Eastern Standard Time or by email at simpli-home.com/customer-support.

We reserve the right to repair or replace the defective product, at its discretion.

This product is guaranteed for 12 months if used for normal purposes. Any warranty is invalid if the product has been overloaded or subject to neglect, improper use or an attempted repair by other than an authorized agent. Heavy-duty or daily professional/commercial usage are not guaranteed.

Due to continuous product improvement, we reserve the right to change the product specifications without prior notice.