

# 15A Relay Switch

hlc™



## APPLICATION

Leviton's 15A Relay Switch is used for controlling heavier loads (up to 15 Amps) or motors, such as ceiling fans, that may hum when used with switches.

## FEATURES AND BENEFITS

- Used for controlling loads up to 15A
- Switches feature true rocker action. Press up to turn on. Press down to turn off
- LED indicator lights at the top of the switches can be programmed to glow Blue, Red, Magenta, or turned off entirely
- Can be used in new or existing homes that have standard electrical wiring. Uses standard Decora wallplate (not included)

## HLC PRODUCT LINE

The HLC product line is designed for 110VAC applications and includes dimmers, switches, remote controls, and plug-in modules. HLC is a hard-wired powerline carrier solution that can be easily retrofitted without new wiring in many instances. HLC can operate stand-alone or with an Omni control system for advanced scheduling and remote access. Add security for peace of mind, and contribute to savings on energy bills.

## AGENCY STANDARDS AND COMPLIANCE

This equipment has been tested and found to comply with the limits for a Class B digital device, pursuant to part 15 of the FCC Rules. These limits are designed to provide reasonable protection against harmful interference in a residential installation. This equipment generates, uses and can radiate radio frequency energy and, if not installed and used in accordance with the instructions, may cause harmful interference to radio communications. However, there is no guarantee that interference will not occur in a particular installation. If this equipment does cause harmful interference to radio or television reception, which can be determined by turning the equipment off and on, the user is encouraged to try to correct the interference by one or more of the following measures:

- Reorient or relocate the receiving antenna.
- Increase the separation between the equipment and receiver.
- Connect the equipment into an outlet on a circuit different from that to which the receiver is connected.
- Consult the dealer or an experienced radio/TV technician for help.

## Dimensions:

Width: 1.75in, Height: 4.12in, Depth: 1.43in

## WARRANTY INFORMATION

Two-Year Limited Warranty

## Leviton Manufacturing Co., Inc. Global Headquarters

201 N. Service Rd. Melville, NY 11747-3138 Tech Line: 1-800-824-3005 Fax: 1-800-832-9538

## Leviton Manufacturing Co., Inc. Energy Management, Controls and Automation.

4330 Michoud Blvd., New Orleans, LA, 70129 Tel: 1-504-736-9810 Fax: 1-504-253-2954

Visit our Website at: [www.leviton.com/emca](http://www.leviton.com/emca)

©2016 Leviton Manufacturing Co., Inc. All rights reserved. Subject to change without notice.

WIRING DIAGRAM

Figure 1 - Leviton UPB™ Wall Switch

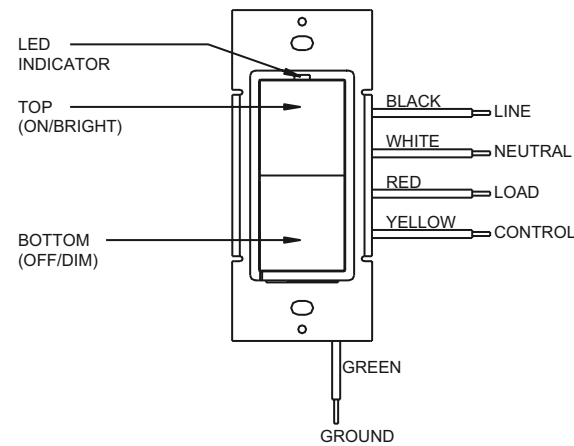


Figure 2 – Leviton Auxiliary Switch

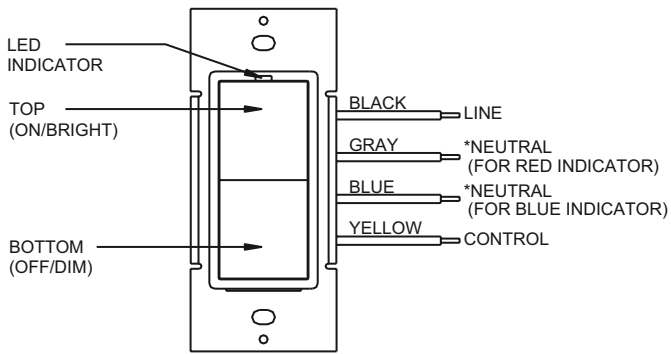
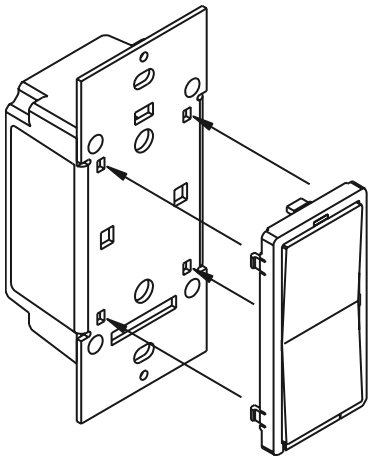


Figure 3 – Changing Switch Color



ORDERING INFORMATION

DESCRIPTION	COLOR	CAT. NO.
15A Relay Switch	White	40A00-1

**Leviton Manufacturing Co., Inc. Global Headquarters**  
201 N. Service Rd. Melville, NY 11747-3138 Tech Line: 1-800-824-3005 Fax: 1-800-832-9538

**Leviton Manufacturing Co., Inc. Energy Management, Controls and Automation.**  
4330 Michoud Blvd., New Orleans, LA, 70129 Tel: 1-504-736-9810 Fax: 1-504-253-2954

**Visit our Website at: [www.leviton.com/emca](http://www.leviton.com/emca)**  
©2016 Leviton Manufacturing Co., Inc. All rights reserved. Subject to change without notice.