

Sensorflo® Battery Powered Lavatory Faucet

MODELS:

- ❑ S-9100-E: Gooseneck faucet.
- ❑ S-9101-E: Gooseneck faucet, under counter mechanical mixer with built-in backflow check valves.
- ❑ S-9110-CA-E: Gooseneck faucet with 4 in. deck plate.
- ❑ S-9111-CA-E: Gooseneck faucet with 4 in. deck plate, under counter mechanical mixer with built-in backflow check valves.
- ❑ S-9120-CA-E: Gooseneck faucet with 8 in. deck plate.
- ❑ S-9121-CA-E: Gooseneck faucet with 8 in. deck plate, under counter mechanical mixer with built-in backflow check valves.

FEATURES:

- Brass housing and brass spout.
- Solenoid with built-in filter.
- Two 3-volt DC lithium batteries.
- Battery module with waterproof connectors.
- Low battery warning light.
- 120-second time out feature.
- Lead-free construction.
- Water conserving vandal-resistant flow control reduces flow to 0.5 gpm (1.89 L/min).
- NOTE: stainless steel flexible supply hose(s), 3/8 in. compression, to supply stop(s) not included, see add-ons below.

COMPLIANCE:

- ASME A112.18.1/CSA B125.1 certified
- NSF 61 certified
- NSF 372 certified

FINISH:



PC

ADD-ONS:

- 0.5 gpm Boca spray outlet & 1.5 gpm laminar flow outlet kit
- Two (2) stainless steel flexible supply hoses to supply stops
- One (1) stainless steel hose for tempered water systems (S-9100, S-9110, & S-9120 only)
- Tee with integral check valves (S-9100, S-9110, & S-9120 only)
- Under counter thermostatic mixing valve (S-9100, S-9110, & S-9120 only)
- 1.2 gpm laminar flow outlet
- 1.2 gpm aerator

- ❑ A-BOLF
- ❑ A-HS
- ❑ -HTS
- ❑ A-TEE
- ❑ A-TMV
- ❑ A-ELF
- ❑ A-EA12

WARRANTY:

- 5 Year Limited

S-9100-CA-E
S-9101-CA-E



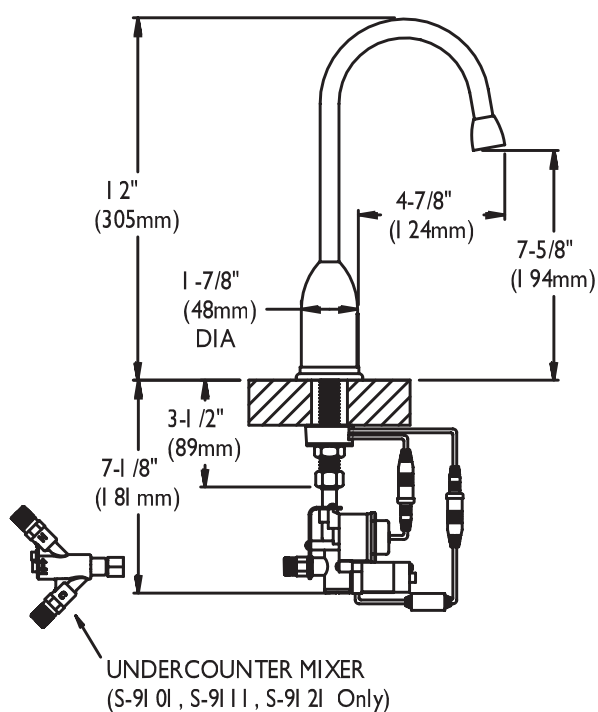
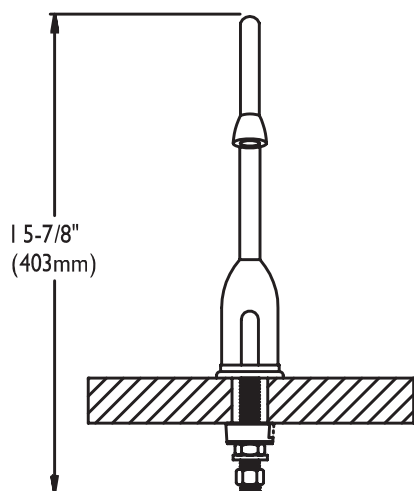
S-9110-CA-E
S-9111-CA-E



S-9120-CA-E
S-9121-CA-E

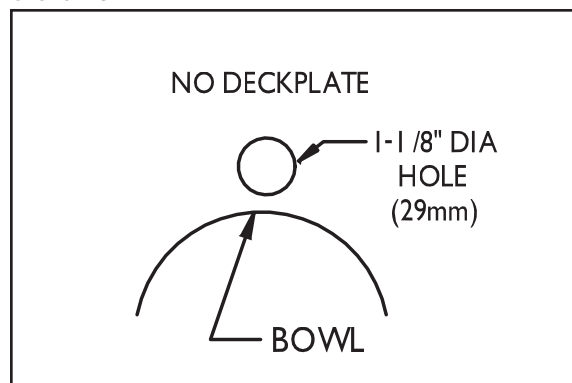


DIMENSIONS: NOTE: 1. All dimensions are in inches (millimeters) unless otherwise specified and are subject to change without notice.
2. Inlet is 3/8" compression with male threads. Position faucet as close to the edge of the sink as possible.



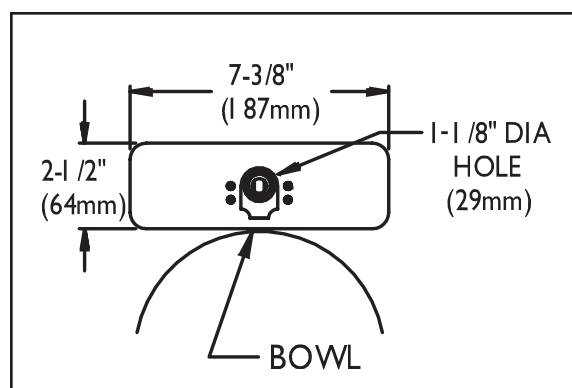
S-9100-CA-E

S-9101-CA-E



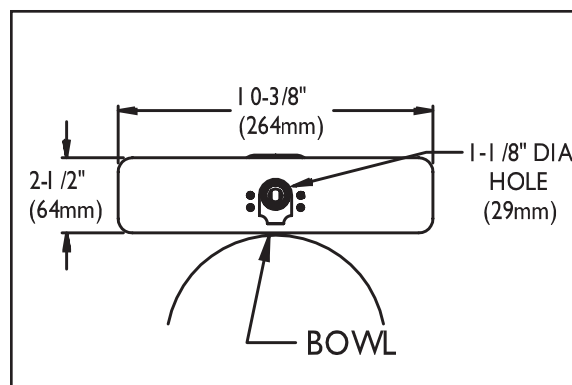
S-9110-CA-E

S-9111-CA-E



S-9120-CA-E

S-9121-CA-E



Sensorflo® Battery Powered Lavatory Faucet

MODELS:

- S-9112-CA-E: Gooseneck faucet, above-counter mechanical mixer with 4 in. deck plate.
- S-9122-CA-E: Gooseneck faucet, above-counter mechanical mixer with 8 in. deck plate.

FEATURES:

- Brass housing and brass spout.
- Solenoid with built-in filter.
- Two 3-volt DC lithium batteries.
- Battery module with waterproof connectors.
- Low battery warning light.
- 120-second time out feature.
- Lead-free construction.
- Water conserving vandal-resistant flow control reduces flow to 0.5 gpm (1.89 L/min).
- NOTE: stainless steel flexible supply hose(s), 3/8 in. compression, to supply stop(s) not included, see add-ons below.

COMPLIANCE:

- ASME A112.18.1/CSA B125.1 certified
- NSF 61 certified
- NSF 372 certified

FINISH:



PC

ADD-ONS:

- 0.5 gpm Boca spray outlet & 1.5 gpm laminar flow outlet kit
- Two (2) stainless steel flexible supply hoses to supply stops
- Under counter thermostatic mixing valve
- 1.2 gpm laminar flow outlet
- 1.2 gpm aerator

WARRANTY:

- 5 Year Limited

S-9112-CA-E



S-9122-CA-E



□ A-BOLF

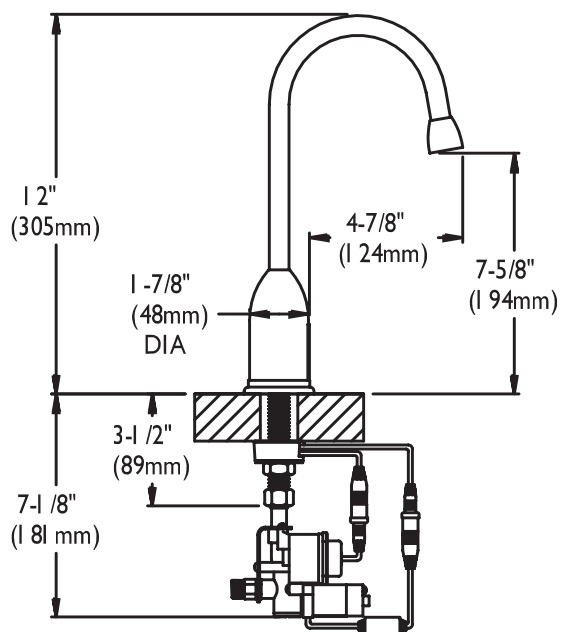
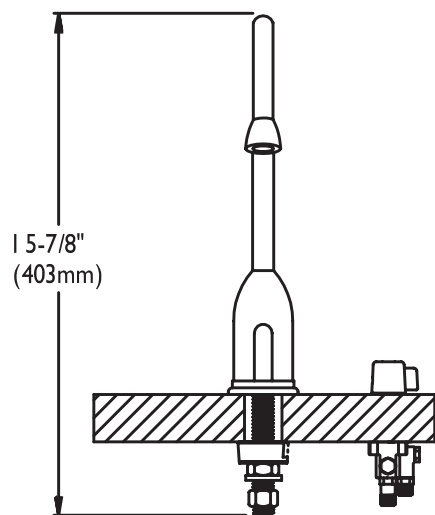
□ A-HS

□ A-TMV

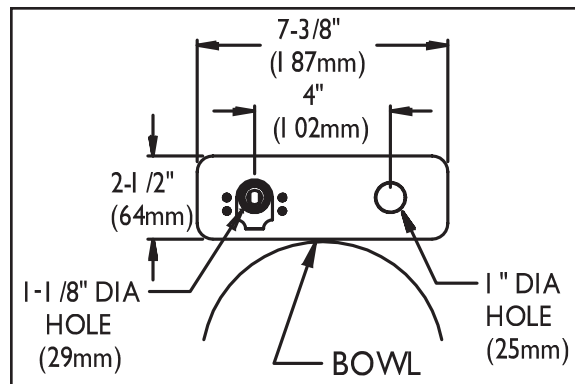
□ A-ELF

□ A-EA12

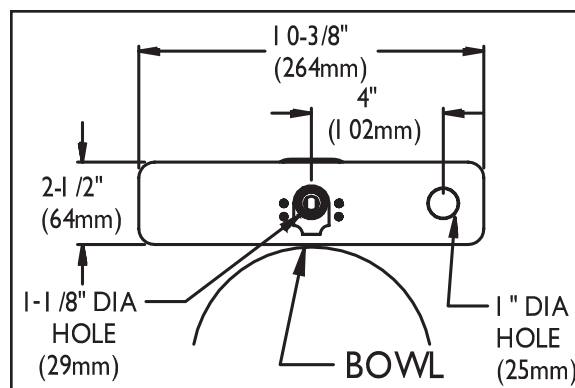
DIMENSIONS: NOTE: 1. All dimensions are in inches (millimeters) unless otherwise specified and are subject to change without notice.
2. Inlet is 3/8" compression with male threads. Position faucet as close to the edge of the sink as possible.



S-9112-CA-E



S-9122-CA-E



Sensorflo® Battery Powered Lavatory Faucet

MODELS:

- ❑ S-9117-CA-E: Gooseneck faucet, manual override valve with 4 in. deck plate.
- ❑ S-9118-CA-E: Gooseneck faucet, manual override valve with 4 in. deck plate, under counter mechanical mixer with built-in backflow check valves.
- ❑ S-9127-CA-E: Gooseneck faucet, manual override valve with 8 in. deck plate.
- ❑ S-9128-CA-E: Gooseneck faucet, manual override valve with 8 in. deck plate, under counter mechanical mixer with built-in backflow check valves.

FEATURES:

- Brass housing and brass spout.
- Solenoid with built-in filter.
- Two 3-volt DC lithium batteries.
- Battery module with waterproof connectors.
- Low battery warning light.
- 120-second time out feature.
- Lead-free construction.
- Water conserving vandal-resistant flow control reduces flow to 0.5 gpm (1.89 L/min).
- NOTE: stainless steel flexible supply hose(s), 3/8 in. compression, to supply stop(s) not included, see add-ons below.

COMPLIANCE:

- ASME A112.18.1/CSA B125.1 certified
- NSF 61 certified
- NSF 372 certified

FINISH:



PC

ADD-ONS:

- 0.5 gpm Boca spray outlet & 1.5 gpm laminar flow outlet kit
- Two (2) stainless steel flexible supply hoses to supply stops
- One (1) stainless steel hose for tempered water systems (S-9117, S-9127 only)
- Under counter thermostatic mixing valve (S-9117, S-9127 only)
- 1.2 gpm laminar flow outlet
- 1.2 gpm aerator

- ❑ A-BOLF
- ❑ A-HS
- ❑ A-HTS
- ❑ A-TMV
- ❑ A-ELF
- ❑ A-EA12

WARRANTY:

- 5 Year Limited

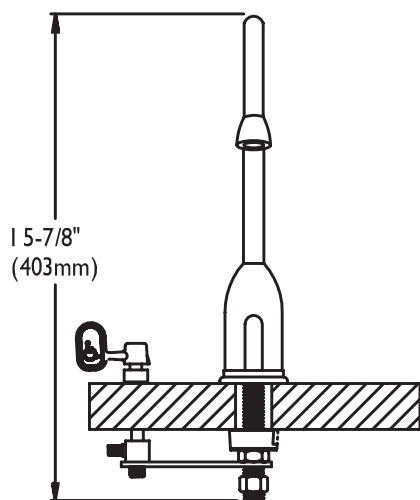
S-9117-CA-E
S-9118-CA-E



S-9127-CA-E
S-9128-CA-E

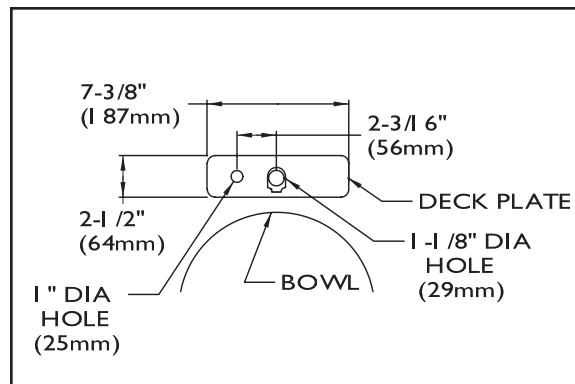


DIMENSIONS: NOTE: 1. All dimensions are in inches (millimeters) unless otherwise specified and are subject to change without notice.
2. Inlet is 3/8" compression with male threads. Position faucet as close to the edge of the sink as possible.



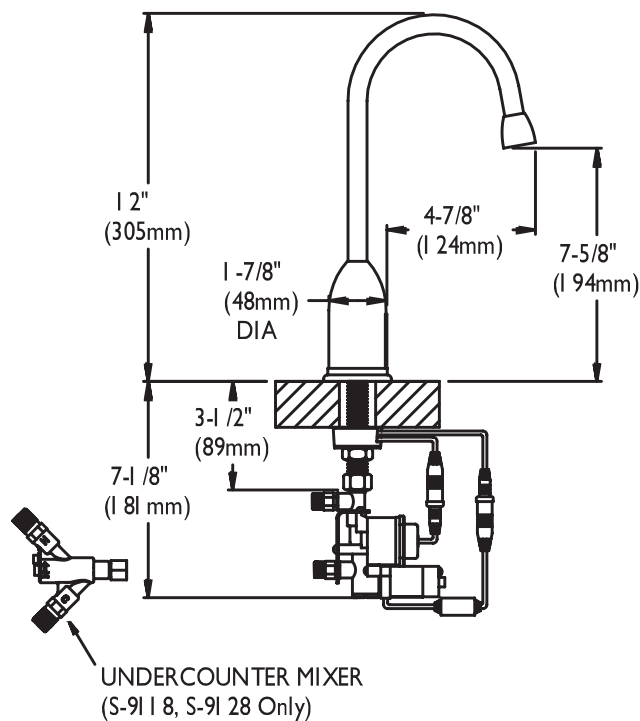
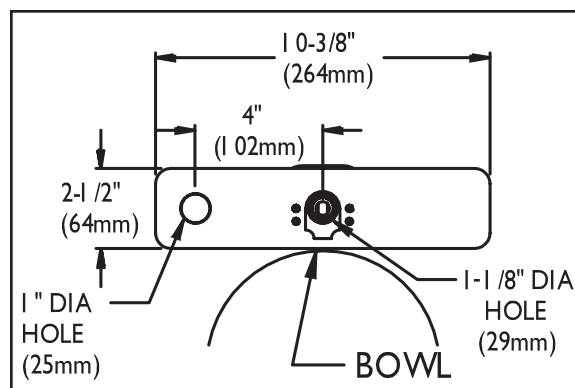
S-9117-CA-E

S-9118-CA-E



S-9127-CA-E

S-9128-CA-E



SPEAKMAN® S-9129-CA-E

Sensorflo® Battery Powered Lavatory Faucet

FEATURES:

- Brass housing and brass spout.
- Solenoid with built-in filter.
- Two 3-volt DC lithium batteries.
- Above counter mechanical mixer.
- Manual override valve.
- Battery module with waterproof connectors.
- Includes 8 in. deck plate.
- Low battery warning light.
- 120-second time out feature.
- Lead-free construction.
- Water conserving vandal-resistant flow control reduces flow to 0.5 gpm (1.89 L/min).
- NOTE: stainless steel flexible supply hose(s), 3/8 in. compression, to supply stop(s) not included, see add-ons below.

COMPLIANCE:

- ASME A112.18.1/CSA B125.1 certified
- NSF 61 certified
- NSF 372 certified

FINISH:



PC

ADD-ONS:

- 0.5 gpm Boca spray outlet & 1.5 gpm laminar flow outlet kit
- Two (2) stainless steel flexible supply hoses to supply stops
- Under counter thermostatic mixing valve
- 1.2 gpm laminar flow outlet
- 1.2 gpm aerator

☐ A-BOLF

☐ A-HS

☐ A-TMV

☐ A-ELF

☐ A-EA12

WARRANTY:

- 5 Year Limited



DIMENSIONS: NOTE: 1. All dimensions are in inches (millimeters) unless otherwise specified and are subject to change without notice.
2. Inlet is 3/8" compression with male threads. Position faucet as close to the edge of the sink as possible.

S-9129-CA-E

