



Sheboygan, WI

920-451-4060















info@leickhome.com

www.leickhome.com

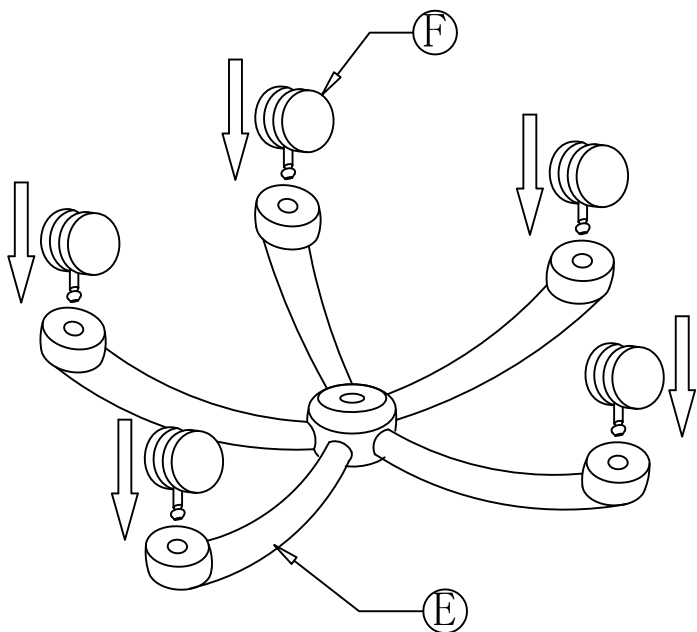
Thank you for purchasing Leick Furniture products.
Contact customer service for comments or concerns.

Assembly Instructions, #10066 Mesh Swivel Office Chair

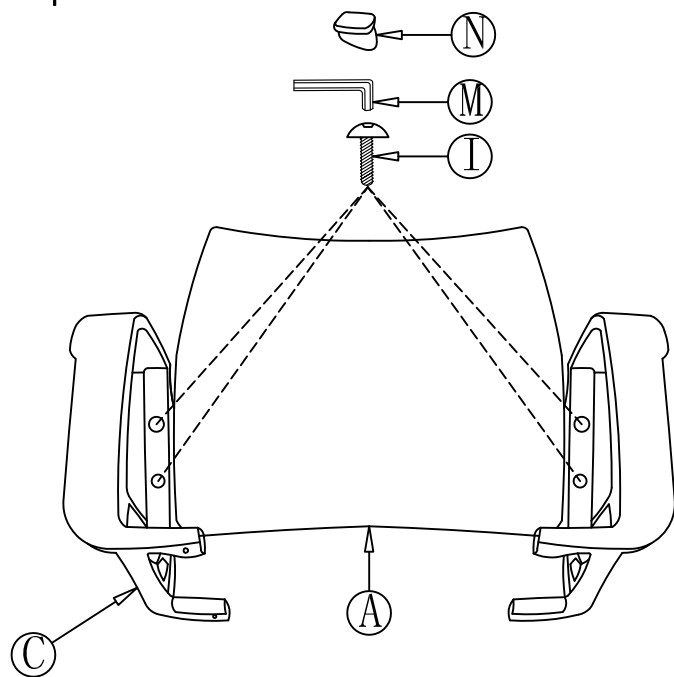


A: Back	
B: Seat	
C: Arm	
D: Seat Tensioning Plate	
E: Spider Base	
F: (5) Casters	
G: Cover	
H: Gas Lift	
I : (8) Bolts M6*30mm	
J: (4) Bolts M6*20mm	
K: (4) Flat Washers Ø6*15	
L: (4) Flat Washers Ø6*18	
M: Allen Wrench	
N: (4) Caps	

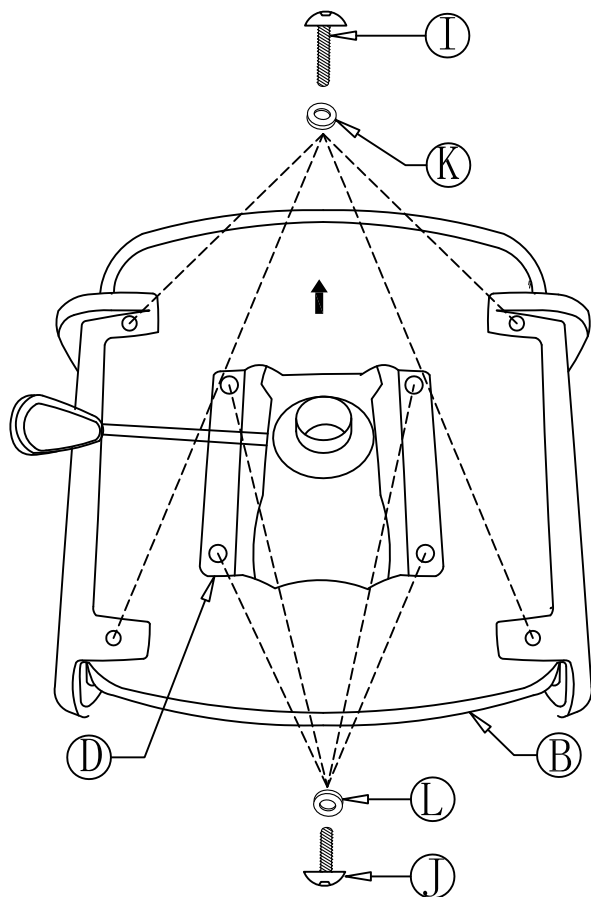
Step 1



Step 2



Step 3



Step 4

