


 Manufactured for:
Dynarex Corporation
10 Glenshaw Street
Orangeburg, NY 10962
USA • www.dynarex.com
Made in China

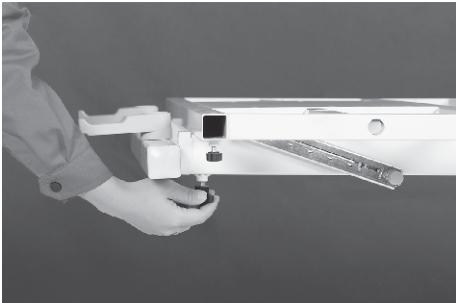



Composite Headboard and Footboard



INSTALLATION INSTRUCTIONS


1. Raise the bed to its highest position and lock the bed in place.
2. Turn and loosen the two black turn knobs on the underside of the Bed Assembly insertion slots.
3. Slide the footboard frame into the slots (the foot board frame is longer than the head board frame). The plastic levers mounted on the footboard frame should be on top. Tighten the black turn knobs.



4. Ensure the two plastic levers on the foot board frame point away from the bed.
5. Insert the foot board squarely through the plastic levers into the foot board frame.



6. Rotate the plastic levers until they are paralleled with the foot board, pointing to the sides of the bed. This will lock the foot board in place.



7. Repeat the same procedure for the head board installation.

LIMITED LIFETIME WARRANTY

Your Dynarex Product is warranted to be free of defects in materials and workmanship for the lifetime of the product for the original purchaser. This item was built to exacting standards and carefully inspected prior to shipment. This Limited Lifetime Warranty is an expression of our confidence in the materials and workmanship of our products and our assurance to the consumer of years of dependable service.

The Warranty shall not apply under the following conditions:

- Problems arising from normal wear
- Problems arising from failure to adhere to the product instructions
- Problems arising from misuse, negligence, accident or improper operation, maintenance or storage
- Problems arising from modifications or unauthorized repairs, parts or attachments
- Products where the serial number has been removed or defaced
- Problems with non-durable components, such as rubber accessories, casters, and grips, which are subject to normal wear and need periodic replacement

Dynarex shall not be liable for any consequential or incidental damages whatsoever. Dynarex shall repair or replace defective products at its option. The foregoing warranty is exclusive and in lieu of other express warranties, if any, including the implied warranties of merchantability and fitness of a particular purpose. The remedy for any violation of the implied warranty shall be limited to repair or replacement of the defective product pursuant to the terms contained herein.

If you have a question about your Dynarex device or this warranty, please contact an authorized Dynarex dealer.

*This product meets or exceeds all federal safety and environmental regulations.



SYMBOL GLOSSARY
For an explanation of symbols
used in Dynarex packaging, visit
dynarex.com/symbols.php

WARNING:
Cancer and Reproductive Harm
www.P65Warnings.ca.gov