





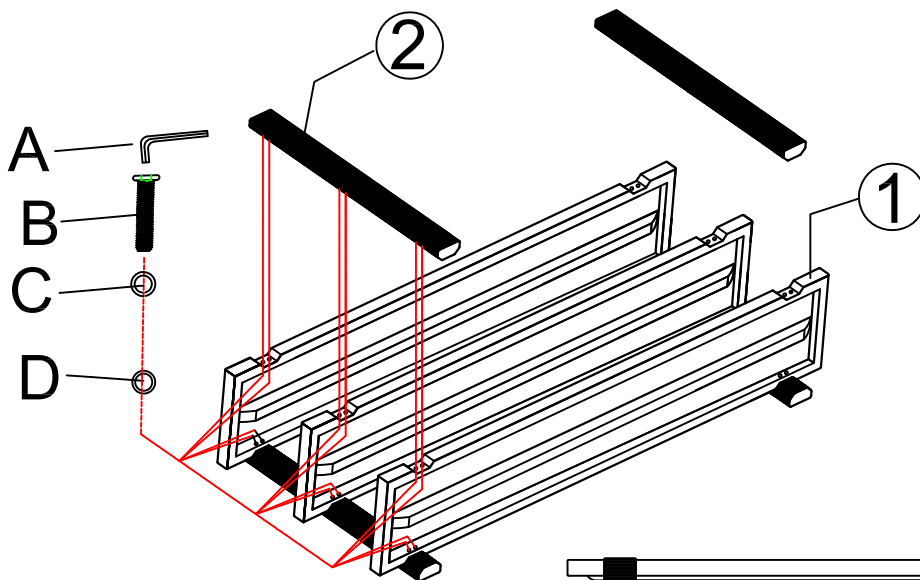



Thank you for purchasing this quality product. Be sure to unpack carefully looking for small parts which may have come loose during shipment.

Read all instruction and study the drawing carefully before starting the assembly process.

HARDWARE PACK					PARTS LIST			
NO.	DRAWING	DESCRIPTION	SIZE	Q'TY	NO.	DRAWING	DESCRIPTION	Q'TY
A		Allen Wrench	73x29x5mm	1 PC	1		Shelf	3 PCS
B		Bolt	Ø5/16"	24 PCS				
C		Lock Washer	Ø5/16"	24 PCS	2		Post	4 PCS
D		Flat Washer	Ø5/16"	24 PCS				



Step 1



Adjust leveler if needed to level table on uneven floor.

