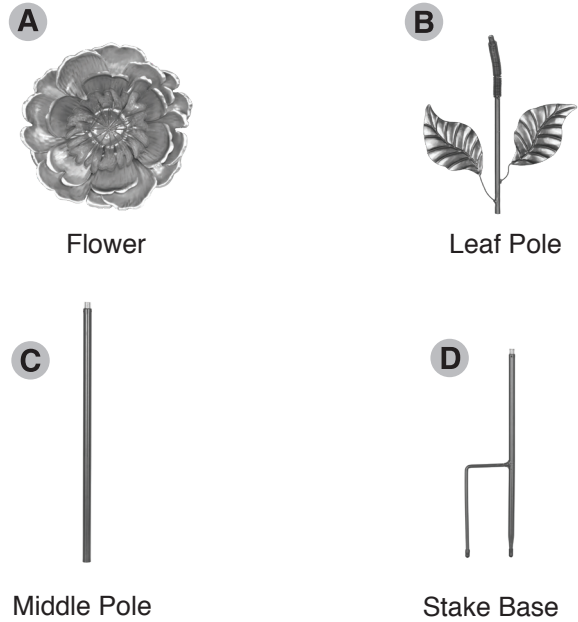


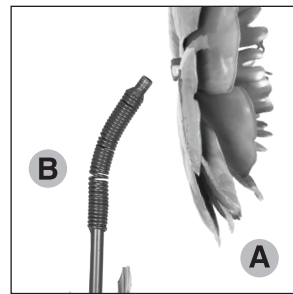


SPRINGY FLOWER GARDEN STAKE

Assembly Instructions



Step 1: If metal stems on flower (A) have shifted during shipment, please gently position them back into place. Then, bend the spring on leaf pole (B).

Step 2: Attach flower (A) to leaf pole (B) by turning it to the right until it is firmly tightened.



Step 3: Attach result of step (2) to middle pole (C) by turning it to the right until it is firmly tightened.

Lay Assembly on the ground:

Attach stake base (D) to the result of step 3 by turning it to the right until it is firmly tightened.

