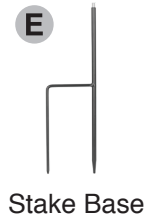
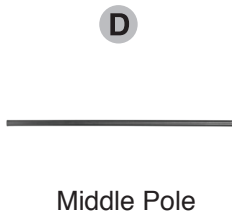


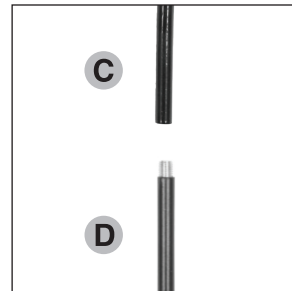

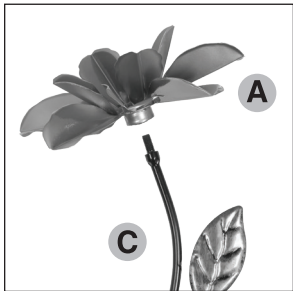
Kinetic Rose Flower Garden Stake

Assembly Instructions



Step 1: Insert big petal (A) into leaf pole (C). Attach small petal (B) to big flower by turning it to the right on leaf pole (C) until it is firmly tightened.

Step 2: Attach middle pole (D) to leaf pole (C) by turning it to the right until it is firmly tightened.



Step 3: Attach stake base (E) to middle pole (D) by turning it to the right until it is firmly tightened.

