

homestyles®

Mesh Task Chair Assembly Instructions

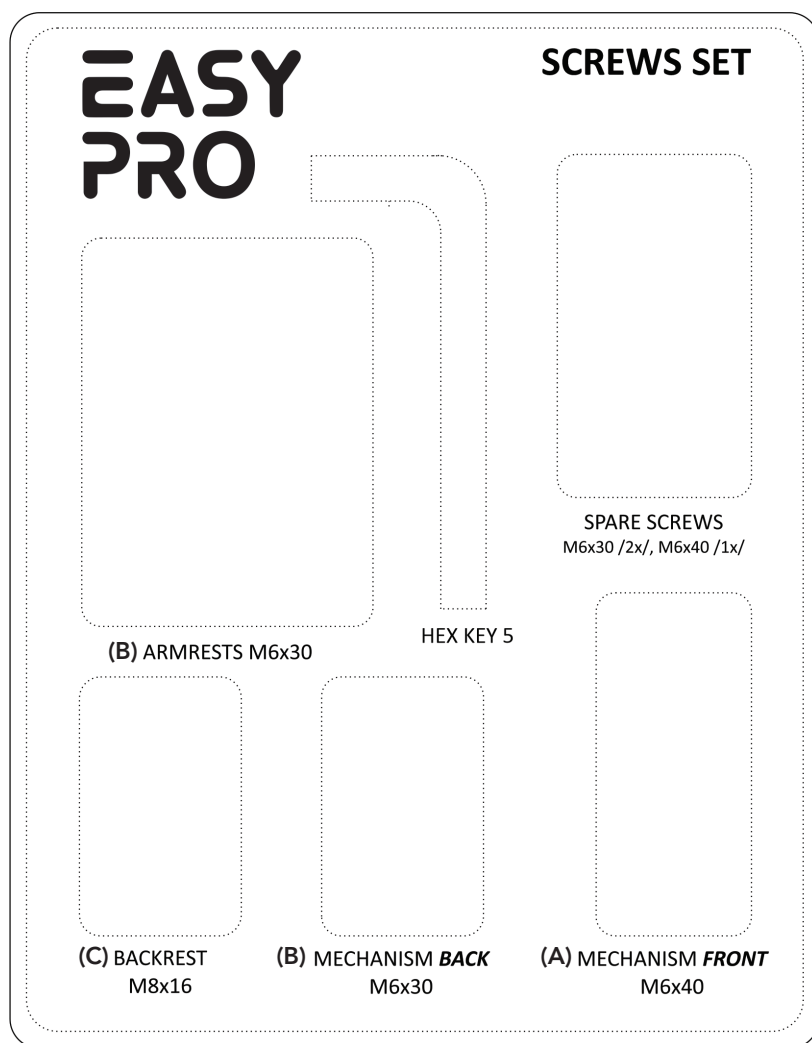


IMPORTANT NOTE

Carefully remove all the parts from the carton and put them individually on a soft cloth to prevent scratches.

Box Contents

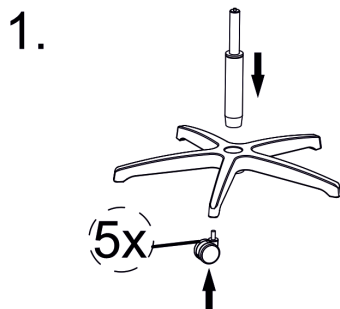
Assembly Kit	Chair Mechanism
Chair base	Chair Seat
Casters (5 qty)	Chair Back
Gas Cylinder	Set of Arms



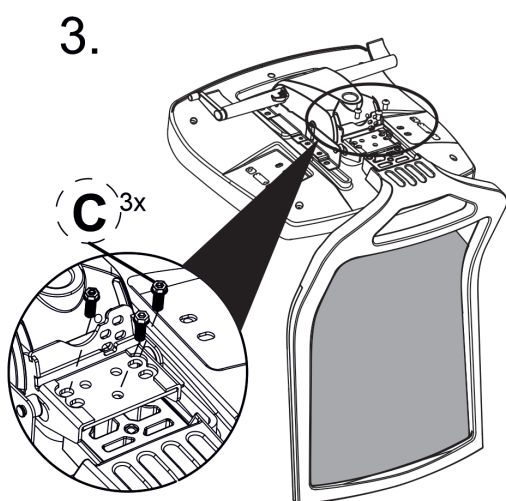
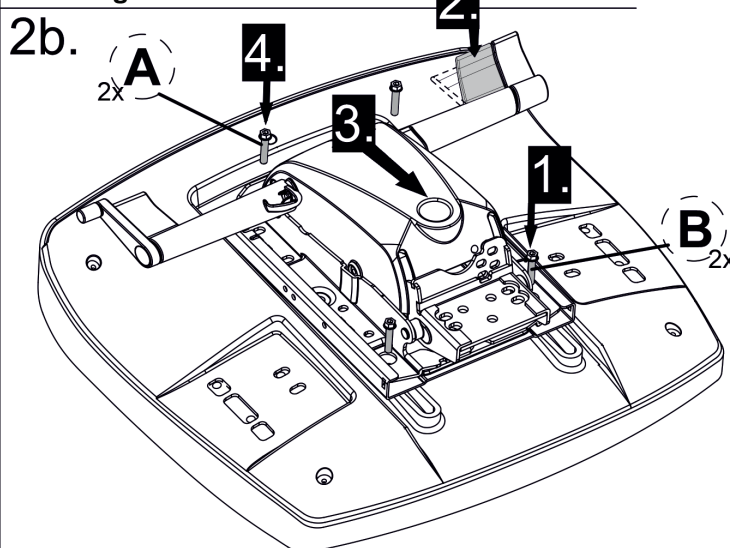
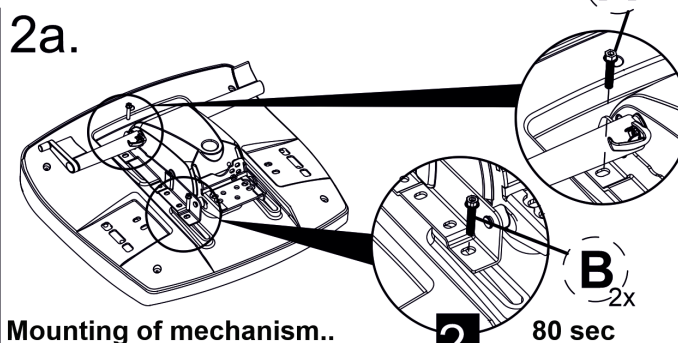
Having issues assembling? Important piece go missing?

Contact **homestyles** Consumer Assistance: www.homestylesfurniture.com,
servicedesk@homestylesfurniture.com, 888-680-7460

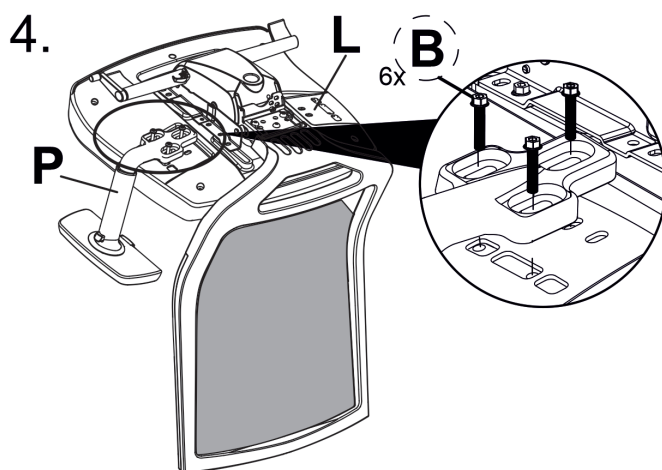
Mesh Task Chair Assembly Instructions



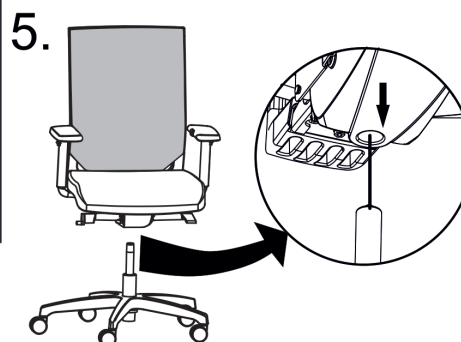
Base + gas cylinder assembly.. 90 sec



Attaching of chair back.. 80 sec



A	M6x40		2 pcs
B	M6x30		8 pcs
C	M8x16		3 pcs



Having issues assembling? Important piece go missing?

Contact **homestyles** Consumer Assistance: www.homestylesfurniture.com,
servicedesk@homestylesfurniture.com, 888-680-7460

<https://bit.ly/hsmesh>

After your chair is assembled,
watch our video on how to adjust it.

CARE INSTRUCTIONS

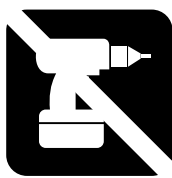
where applicable

CLEAN

with a soft cloth moistened
in lukewarm soap and water.
Buff with a dry clean cloth.



PREVENT CRACKING



Do not use power tools
above 8 volts
to assemble.

PREVENT FADING



Do not place
in direct sunlight.

PREVENT MARKING




Do not write
directly on surface.

PREVENT FINISH DAMAGE



Do not place hot
objects on surface.

PREVENT DISCOLORING



Do not use rubber
based placemats.

PREVENT YELLOWING



Do not use commercial
waxes and polishes.

NEVER

allow liquids to remain on furniture.
Absorption causes parts to warp
and split and finishes to delaminate.

NEVER

use glass cleaners on
finished furniture. Ammonia
chemically attacks the finish.

homestyles will provide replacements free of charge for missing or damaged hardware or parts within 30 days of purchase. Digital images of the defective parts may be required. If the product was not purchased from an authorized retail affiliate, **homestyles** is under no obligation to provide replacement parts. Parts are not available for fully assembled items nor are parts available for sale. Replacements for missing or damaged hardware or parts may be requested at:

www.homestylesfurniture.com/pages/replacement

homestyles Customer Service: www.homestylesfurniture.com,
servicedesk@homestylesfurniture.com, 888-680-7460