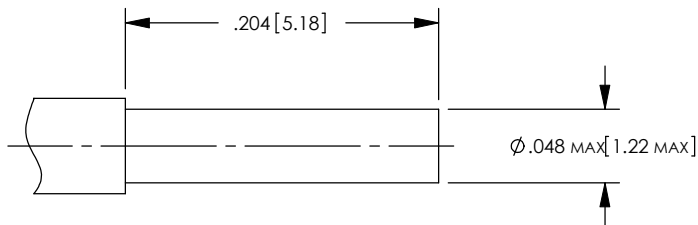
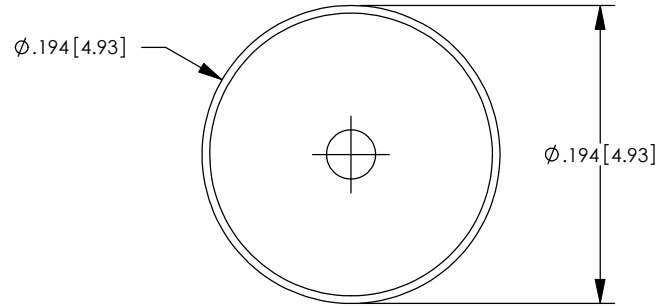
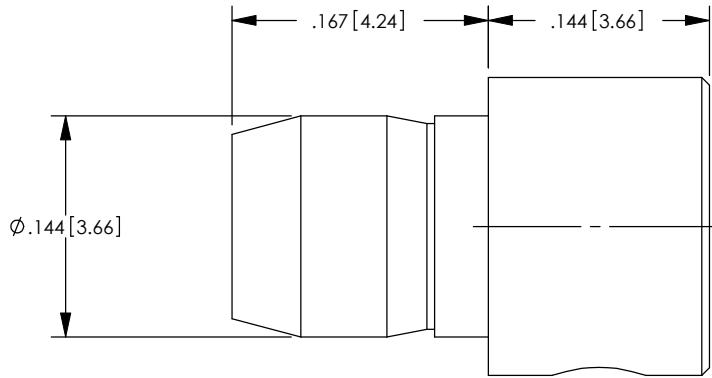


NOTES: UNLESS OTHERWISE SPECIFIED



1. FOR GENERAL SERIES SPECIFICATIONS, SEE SD74-0000.
2. MATERIAL SPECIFICATIONS:
BRASS PER ASTM B16
3. FINISH SPECIFICATIONS:
.000030 MIN. GOLD PER ASTM B488 OVER .000080 MIN. NICKEL PER AMS QQ-N-290.
4. ELECTRICAL SPECIFICATIONS:
CURRENT RATING: 8 AMPS
5. FOR USE WITH 20 AWG WIRE OR EQUIVALENT.
6. REFER TO CAP10-01 FOR CABLE ASSEMBLY PROCEDURE.

REV	DESCRIPTION	BY DATE	APPD
01	ER20468	DAO 11/23/09	DAO



RECOMMENDED CABLE TRIM DIMENSIONS

CATALOG P/N: 01502G

<small>PER ASME Y14.5M-1994 UNLESS OTHERWISE SPECIFIED: DIMENSIONS ARE IN INCHES (MM) TOLERANCES: DECIMAL: .XX [X.X] ± .01 [0.3] .XXX [X.XX] ± .005 [0.13] .XXXX [X.XXX] ± .XXXX ANGLES: ± 2° SCALE: 8:1</small>				 Winchester Electronics Corporation 62 Barnes Industrial Road North Wallingford, Connecticut 06492	
CUSTOMER DRAWING			 POWER SNAP, RIGHT ANGLE SOLDER MOUNT 20 AWG 8 AMP		
DRAWN DAO	DATE 11/23/09	APPROVED WPM	DATE 12/04/09	A	SD01502
APPROVED M. Ayub	DATE 12/04/09	APPROVED B. Schwartz	DATE 12/04/09		