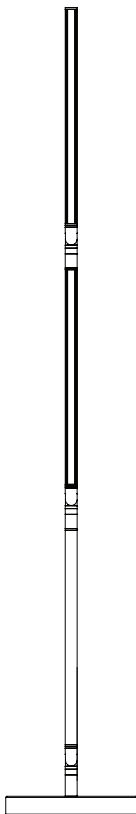




Thank you for your purchase. Questions, comments or feedback? We'd love to hear from you. Visit [feit.com/help](http://feit.com/help) for support.

# SMART MULTI-COLOR FLOOR LAMP

## IMPORTANT SAFETY INSTRUCTIONS AND INSTALLATION GUIDE



Works with  
**Feit Electric App**



Only supports  
2.4GHz Wi-Fi  
Networks

**READ BEFORE INSTALLATION.  
SAVE THESE INSTRUCTIONS.**

Questions, problems, missing parts?  
Before returning to store, visit [feit.com/help](http://feit.com/help) for further assistance.



# Table of Contents

Safety Information .....	2
FCC Statement.....	2
Warranty .....	2
Pre-Assembly .....	3
Dimensions .....	3
Installation Method.....	4
App Setup .....	5
Wi-Fi Module Operation .....	5
Proper Battery Use and Disposal .....	6
Maintenance and Care .....	6
Troubleshooting .....	6
Need Help? .....	6

## Important Safety Information

### READ ALL INSTRUCTIONS:

All safety and operating instructions in this manual must be followed before using this product.

- Do not use within 10 feet of pool or water.
- To avoid damage, use only with the power supply provided.
- Do not open the product, use only as intended.
- Do not operate if any component is damaged.
- Keep away from any heat source.
- Do not turn off by pulling on the cord.
- Do NOT handle this light or try to plug it in when your hands are wet or damp.



**WARNING:** Follow all safeguards stated in this manual, addition to normal safety precautions when working with electrical devices. Always follow basic safety precautions to reduce the risk of fire, electric shock and personal injury.



**CAUTION:** Only use 12VDC 1.0A adapter (included). This product is not user-serviceable. Do not attempt to open the product enclosure for any reason. Operating temperature recommended -10°C (14°F) to 40°C (104°F).

**PRODUCT RATINGS:** Dry Location IP20.

### INDOOR USE ONLY

## SAVE THESE INSTRUCTIONS

### FCC Statement

**Supplier's Declaration of Conformity:** 47 CFR § 2.1077 Compliance Information

**Responsible Party:** Feit Electric Company 4901 Gregg Road, Pico Rivera, CA 90660, USA, [www.feit.com](http://www.feit.com)

**Unique Identifier:** FL00R52/RGB/AG

This device complies with part 15 of the FCC Rules. Operation is subject to the following two conditions: (1) This device may not cause harmful interference, and (2) this device must accept any interference received, including interference that may cause undesired operation. Note: This equipment has been tested and found to comply with the limits for a Class B digital device, pursuant to part 15 of the FCC Rules. These limits are designed to provide reasonable protection against harmful interference in a residential installation. This equipment generates, uses and can radiate radio frequency energy and, if not installed and used in accordance with the instructions, may cause harmful interference to radio communications. However, there is no guarantee that interference will not occur in a particular installation. If this equipment does cause harmful interference to radio or television reception, which can be determined by turning the equipment off and on, the user is encouraged to try to correct the interference by one or more of the following measures: Reorient or relocate the receiving antenna. Increase the separation between the equipment and receiver. Connect the equipment into an outlet on a circuit different from that to which the receiver is connected. Consult the dealer or an experienced radio/TV technician for help. Any changes or modifications not expressly approved by the manufacturer could void the user's authority to operate the equipment. CAN ICES-005 (B).

### Limited Warranty

This product is warranted to be free from defects in workmanship and materials for up to 1 year from date of purchase. If the product fails within the warranty period, please visit [feit.com/help](http://feit.com/help) for instructions on replacement/refund or call 866.326.BULB. REPLACEMENT OR REFUND IS YOUR SOLE REMEDY. EXCEPT TO THE EXTENT PROHIBITED BY APPLICABLE LAW, ANY IMPLIED WARRANTIES ARE LIMITED IN DURATION TO THE DURATION OF THIS WARRANTY. LIABILITY FOR INCIDENTAL OR CONSEQUENTIAL DAMAGES IS HEREBY EXPRESSLY EXCLUDED. Some states and provinces do not allow the exclusion of incidental or consequential damages, so the above limitation or exclusion may not apply to you. This warranty gives you specific legal rights, and you may also have other rights which vary from state to state or province to province.

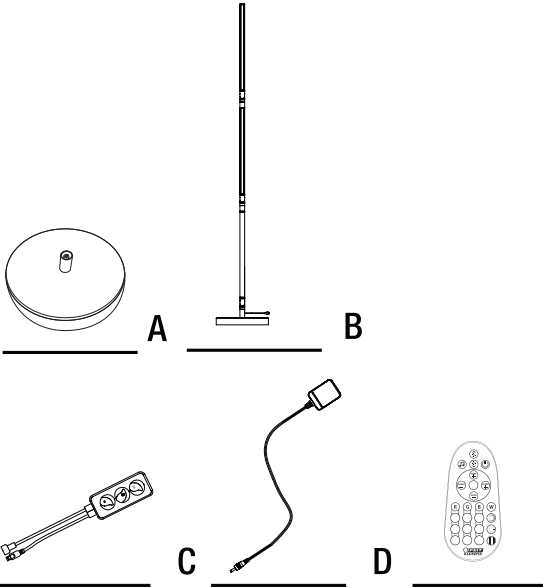
## MINIMUM REQUIREMENTS

- Smartphone with Android 6.0 Marshmallow and iOS 11.0 or higher.
- Feit Electric app
- 2.4GHz Wi-Fi Connection

## PARTS INCLUDED

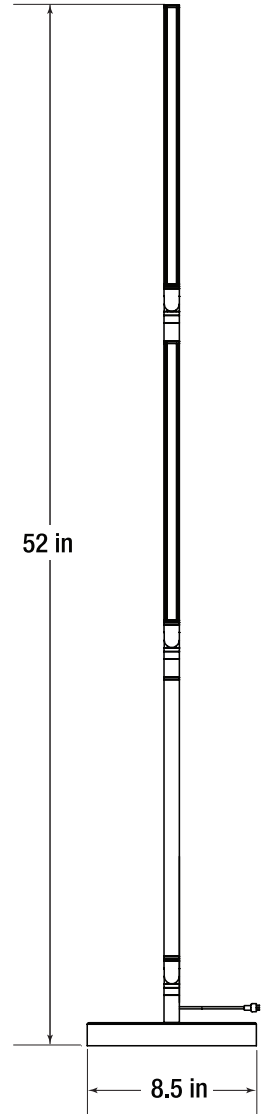


**NOTE:** Hardware images are for illustration purposes only. Actual product size may vary



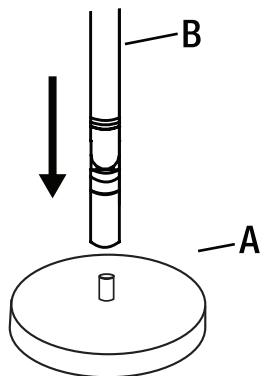
Part	Description	Quantity
A	Base	1
B	LED Light Bar	1
C	Wi-Fi Module and Receiver	1
D	12W AC Power adapter	1
E	IR remote	1

## Dimensions



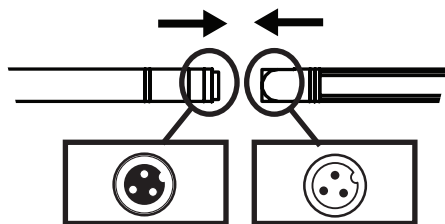
## 1 Setting Up the Floor Lamp

Insert the light bar (B) down into the base (A). Make sure the pins and notch align properly. Do not force the connection.



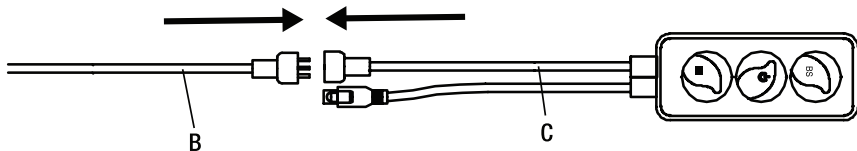
## 2 Connecting the LED light bar sections

Connect the 2nd and 3rd LED light bar (B) as illustrated below. Make sure you align the notch and pins correctly.



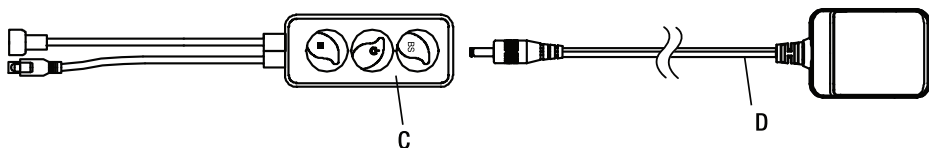
## 3 Connecting the LED Light Bar to the Wi-Fi Module

Connect the Wi-Fi module (C) to the LED light bar (B) by aligning the connectors with the notch facing up. The tab on the connector coming from the LED bar will lock this into place.



## 4 Connecting the AC Power Adapter

Plug in the Power Adapter cord (D) into the Wi-Fi module (C) to turn unit ON.



## Download and install the Feit Electric app

- Search for the Feit Electric app in the App Store or Google Play Store.
- Download and install the Feit Electric app on your smart device.



Feit Electric App

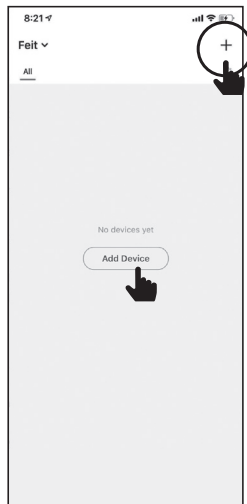


## Set up the Smart Multi-Color Floor Lamp using the Feit Electric app.



**NOTE:** Ensure Wi-Fi (2.4GHz) is connected to your smartphone or tablet before powering on floor lamp.

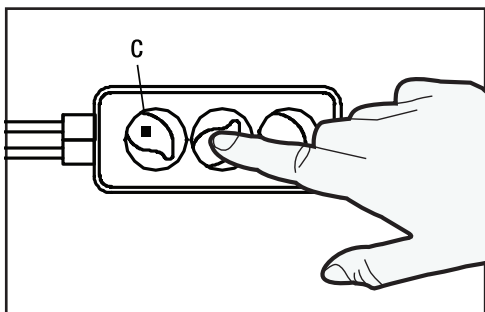
- Open Feit Electric app on your smartphone or tablet.
- Click the + symbol on the top right hand corner and select **Lighting** from the tabs on the left.
- Click the Floor Lamp icon from the selections and follow the instructions shown on the device to pair with the Feit Electric Smart Floor Lamp.
- Once paired you are ready to use the Feit Electric Smart Floor Lamp with your smartphone or tablet.



**NOTE:** Be sure to connect to a 2.4 GHz Wi-Fi network that covers your installation location.

## Wi-Fi Module Operation

### Operate the Floor Lamp by using the button on the Wi-Fi Module.



- Single click turns Floor Lamp ON/OFF
- While **OFF** press and hold the Power button for 5 seconds to enter pairing mode or reset.
- Press the **M** to cycle through different modes.
- Press **B/S** to cycle through different solid colors.

## Proper Battery Use and Disposal

Ensure the batteries are installed correctly according to polarity (+ and -). Do not mix old and new batteries, different brands or types of batteries, such as alkaline, carbon-zinc, or rechargeable batteries. Remove and immediately recycle or dispose of batteries from equipment not used for an extended period of time according to local regulations.

## Maintenance and Care

Regularly wipe down the floor lamp with a non-abrasive cleaning cloth.

## Troubleshooting

PROBLEM	CORRECTIVE ACTION
Lamp will not connect to my Wi-Fi network	<ul style="list-style-type: none"><li>• Make sure the LED is flashing red. If the floor lamp is not flashing red press and hold the Power button located on the Wi-Fi module for 5 seconds and the unit will flash and start to flash red.</li><li>• Make sure the Wi-Fi network is on a 2.4GHz network; device will not connect to a 5GHz network.</li><li>• Test your Wi-Fi network with other devices such as your phone or computer to make sure it is operating properly.</li><li>• The Wi-Fi connection may be out of range during pairing. Use your phone to check range. It is recommended to have at least two signal bars showing for proper connection.</li><li>• Your Wi-Fi network password is case sensitive. Make sure you are entering it correctly.</li></ul>
Troubleshooting for non-response from smartphone or tablet to RGB floor lamp and vice versa	<ul style="list-style-type: none"><li>• <b>Step 1.</b> Restart smartphone or tablet and reconnect to Feit Electric app when your smartphone or tablet has Wi-Fi connection. (If this does not solve the non-response issue, please proceed to Step 2)</li><li>• <b>Step 2.</b> Restart cable modem by unplugging the power cable for one minute before reconnecting the power cable back to the cable modem.</li><li>• <b>Step 3.</b> Restart smartphone or tablet and re-open the Feit Electric app after Wi-Fi router has been restarted and is ready for service with active internet connection.</li></ul> <p>*If device continues to be unresponsive after several attempts, please contact Feit Electric support for further assistance and troubleshooting.*</p>
How do I reset the lamp to re-enter pairing mode?	<ul style="list-style-type: none"><li>• Press and hold the power button on the Wi-Fi module for 5 seconds or until the floor lamp is flashing RED indicating it's in pairing mode.</li></ul>

## Need Help?

Thank you for your purchase. Questions, comments or feedback? We'd love to hear from you. Visit [feit.com/help](https://www.feit.com/help) for support or connect with us:



@FeitElectric



@FeitElectricInc



feitelectriclighting

