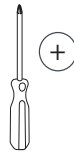




L-UT-FR-SN-30

Tools Needed



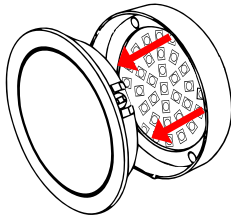
Vivid Ultra Thin Series Puck Light

Part Number	Description and Use	Dimensions
L-UT-FR-SN-Temp	Ultra Thin Puck Light for Surface Mount	2-5/8" x 1/4"

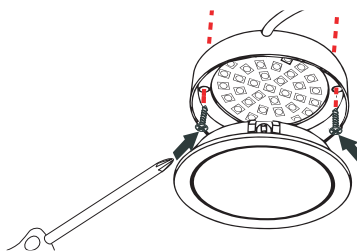
NOTE

Dimmable with Task Lighting Wireless Control System or the Dimmable Power Supplies used with compatible wall dimmers. See pages 20-23 for wiring power supply to puck light.

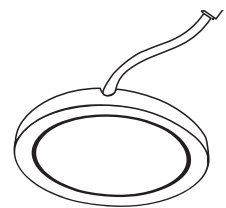
Surface Mount



1. Remove Puck Light from housing by grasping the trim and firmly pulling.



2. Secure Puck Light to surface with 2 screws, included.



3. Snap lens back into place.