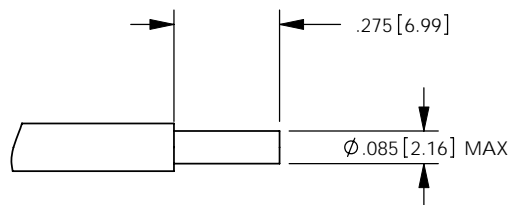
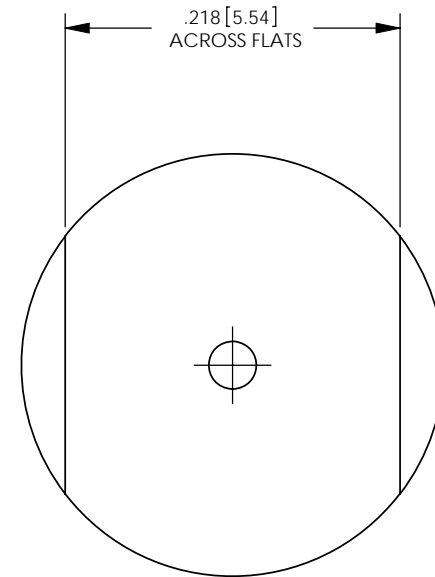
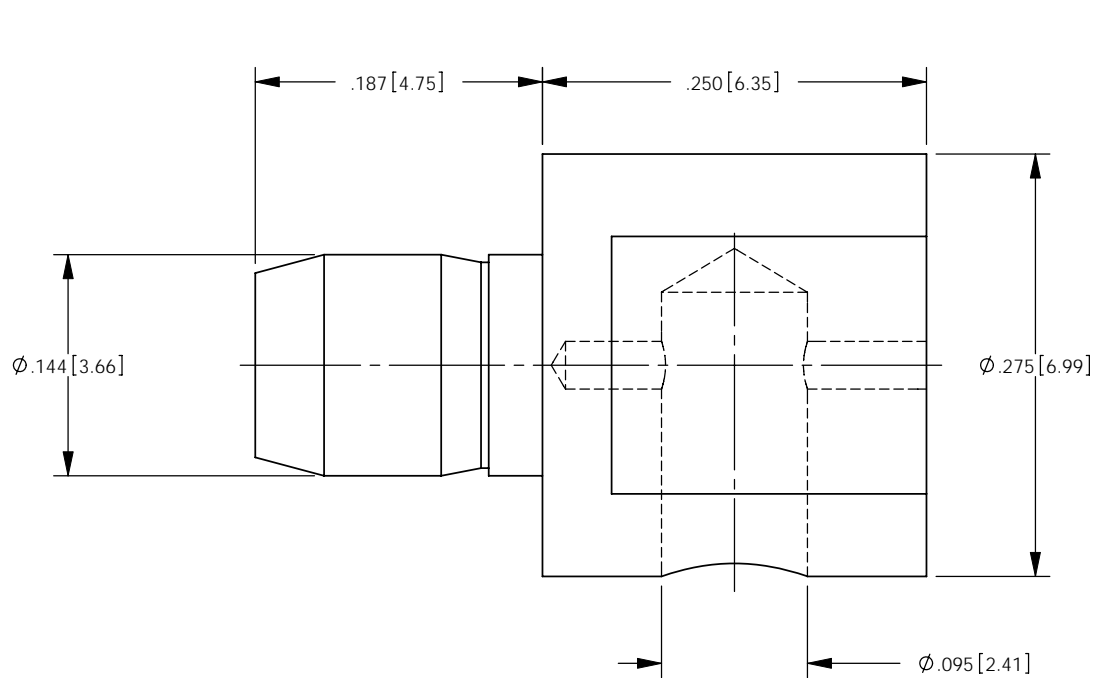


NOTES: UNLESS OTHERWISE SPECIFIED

1. FOR GENERAL SERIES SPECIFICATIONS, SEE SD74-0000.
2. MATERIAL SPECIFICATIONS: BRASS PER ASTM B16.
3. FINISH SPECIFICATIONS:  
.000030 MIN. GOLD PER ASTM B488 OVER .000050 MIN. NICKEL PER AMS QQ-N-290.
4. ELECTRICAL SPECIFICATIONS:  
CURRENT RATING: 20 AMPS
5. SUGGESTED FOR USE WITH 14 AWG WIRE OR EQUIVALENT.
6. REFER TO CAP10-01 FOR CABLE ASSEMBLY PROCEDURE.

REV	DESCRIPTION	BY DATE	APPD
F	EC11418	DAO 1/07/08	DAO



RECOMMENDED CABLE TRIM DIMENSIONS  
SCALE: 2:1

CATALOG P/N: 01208

<small>PER ASME Y14.5M-1994 UNLESS OTHERWISE SPECIFIED: DIMENSIONS ARE IN INCHES [MM] TOLERANCES: DECIMAL: XX [X.X] ± .01 [0.3]           XXX [X.XX] ± .005 [0.13]           XXXX [X.XXX] ± .XXXX ANGLES: ± 2°                      SCALE: 8:1</small>				 Winchester Electronics Corporation 62 Barnes Industrial Road North Wallingford, Connecticut 06492						
<b>CUSTOMER SALES DRAWING</b>				 THIRD ANGLE		<b>RIGHT ANGLE SOLDER MOUNT POWERSNAP</b>				
DRAWN	DATE	APPROVED	DATE	APPROVED	DATE	<b>A</b>	SD01208	SHT 1	OF 1	REV F
EJW	05/05/98	PRP	05/05/98	XXX	XX/XX/XX					