

T8 PLUG AND PLAY LINEAR LAMP

IMPORTANT SAFETY INSTRUCTIONS AND INSTALLATION GUIDE



Safety Information

PLEASE READ THE INSTRUCTIONS AND WARNINGS LISTED BELOW PRIOR TO INSTALLATION.

THIS LAMP IS INTENDED TO WORK WITH THE EXISTING ELECTRONIC BALLAST IN YOUR LIGHTING FIXTURE.

THIS IS A PLUG AND PLAY LAMP, NO ELECTRICAL MODIFICATIONS ARE NEEDED.

This LED tube is intended to replace fluorescent tube lamps with ANSI designation F32T8 with G13 base.

1. Always follow basic safety precautions to reduce the risk of fire, electric shock and personal injury.
2. **WARNING: RISK OF SHOCK:** House electric current can cause painful shock or serious injury unless handled properly. For your safety, always remember to:
 - A. **Turn OFF the power supply** at the fuse or circuit breaker box before you install the lamp.
 - B. Ensure the fixture is grounded to avoid potential electric shock and to ensure reliable starting.
 - C. Wear rubber sole shoes, work on a sturdy ladder and don't touch with wet hands.
 - D. This lamp is not intended for use with emergency exits or emergency lights.
 - E. Do not make or alter any open holes in the enclosure of wiring or electrical components during kit installation.
 - F. Before installation is complete, double check all connections to be sure they are tight and correct.
 - G. Only use UL or IEC approved wire for input/output connections.
3. Avoid looking directly into the lamp.
4. Do not install this in a pre-heat luminaire (fixture), often with external starters.
5. This lamp is designed for use in a circuit protected by a fuse or circuit breaker. It is also designed to be installed in accordance with local electrical codes. If you are unsure about your wiring, consult a qualified electrician or local electrical inspector, and check your local electrical code.
6. **WARNING: RISK OF CUTS:** To prevent wiring damage, abrasion or cuts, do not expose wiring to edges of sheet metal or other sharp objects and wear gloves.
7. Account for small parts and destroy packaging material, as these may be hazardous to children.



WARNING: Suitable for damp locations. Do not use with dimmers. Do not touch lamp pins to the metal housing when installing.



WARNING: If lamp or luminaire exhibit abnormal operation (buzzing, flickering, minimal or no light, etc.), immediately turn off power and contact us for more information.



WARNING: Examine the luminaire (fixture) carefully before installing the lamp. Ensure the electrical lampholders (sockets) are not damaged and will make firm contact with the lamp pins. Replace damaged parts as necessary.



Thank you for your purchase. Questions, comments or feedback? We'd love to hear from you. Visit [feit.com/help](https://www.feit.com/help) for support.

SAVE THESE INSTRUCTIONS

Limited Warranty

This product is warranted to be free from defects in workmanship and materials for up to 5 years from date of purchase. If the product fails within the warranty period, please contact Feit Electric at info@feit.com, visit feit.com/contact-us for instructions on replacement or refund. REPLACEMENT OR REFUND IS YOUR SOLE REMEDY. EXCEPT TO THE EXTENT PROHIBITED BY APPLICABLE LAW, ANY IMPLIED WARRANTIES ARE LIMITED IN DURATION TO THE DURATION OF THIS WARRANTY. LIABILITY FOR INCIDENTAL OR CONSEQUENTIAL DAMAGES IS HEREBY EXPRESSLY EXCLUDED. Some states and provinces do not allow the exclusion of incidental or consequential damages, so the above limitation or exclusion may not apply to you. This warranty gives you specific legal rights, and you may also have other rights which vary from state to state or province to province.

FCC STATEMENT

This device complies with part 15 of the FCC Rules. Operation is subject to the following two conditions: (1) This device may not cause harmful interference, and (2) this device must accept any interference received, including interference that may cause undesired operation. Note: This equipment has been tested and found to comply with the limits for a Class B digital device, pursuant to part 15 of the FCC Rules. These limits are designed to provide reasonable protection against harmful interference in a residential installation. This equipment generates, uses and can radiate radio frequency energy and, if not installed and used in accordance with the instructions, may cause harmful interference to radio communications. However, there is no guarantee that interference will not occur in a particular installation. If this equipment does cause harmful interference to radio or television reception, which can be determined by turning the equipment off and on, the user is encouraged to try to correct the interference by one or more of the following measures: Reorient or relocate the receiving antenna. Increase the separation between the equipment and receiver. Connect the equipment into an outlet on a circuit different from that to which the receiver is connected. Consult the dealer or an experienced radio/TV technician for help. Any changes or modifications not expressly approved by the manufacturer could void the user's authority to operate the equipment.

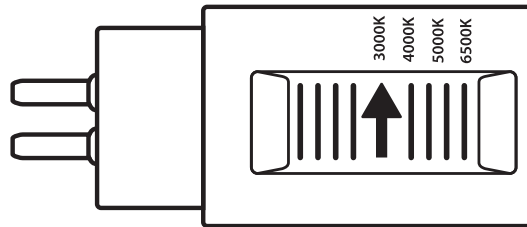
Supplier's Declaration of Conformity:
47 CFR § 2.1077 Compliance Information
Responsible Party: Feit Electric Company
4901 Gregg Road, Pico Rivera, CA 90660, USA
www.feit.com
Unique Identifier: T848/4CCT/LED/2,
T848/4CCT/LED/10

Direct Replacement/Plug & Play Installation Instructions (Type A)

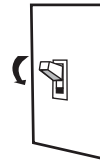
**THIS PRODUCT MAY NOT BE COMPATIBLE WITH ALL BALLASTS.
FOR MORE INFORMATION ABOUT BALLAST COMPATIBILITY PLEASE VISIT WWW.FEIT.COM.**

Slide the switch to the desired color temperature.


3000K: Bright White
4000K: Cool White
5000K: Daylight
6500K: Daylight Deluxe



- 1 Turn off the power at the switch and fuse box or circuit breaker.



- 2 Remove existing fluorescent lamp(s) from the fixture. Replace with Feit Electric T848/4CCT/LED/2 or T848/4CCT/LED/10 LED lamp.



- 3 Turn on the power at the fuse box or circuit breaker and at the switch and enjoy your new Feit Electric LED lamp.

