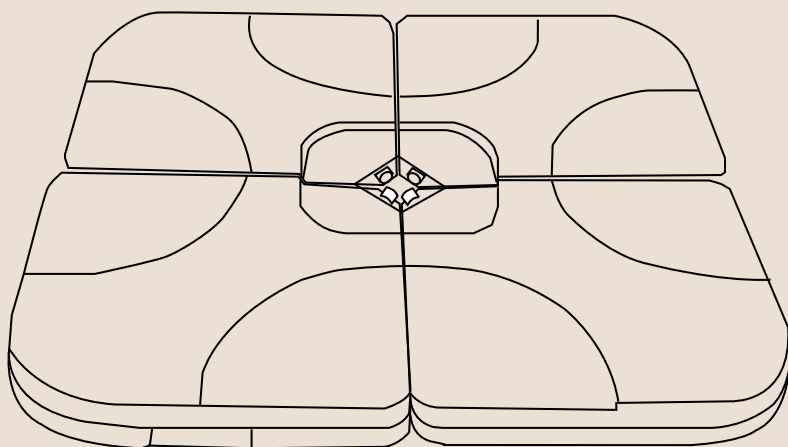




DESIGNED IN CALIFORNIA



— 4-PIECE UNIVERSAL STANDARD CROSS —
BASE UMBRELLA WEIGHTS

THANK YOU!

We appreciate you for choosing WestinTrends!

Thank you for letting WestinTrends continue to offer accessible luxury trends, inspired by everyone!

JOIN THE WESTINTRENDS COMMUNITY

Sign up here:

<https://westintrends.com/welcome>



QUESTIONS OR COMMENTS?

If you have questions reach out to
cs@westintrends.com

FOLLOW, SHARE, & LEARN



PRODUCT REGISTRATION

<https://westintrends.com/apps/product-registration>



ACCESSIBILITY - COMMUNITY - VALUE - SUSTAINABILITY

! NOTICE

- Only fill with water when used in warm climates.
- Do not fill with water if exposed to freezing temperatures.
- Formation and expansion of ice may crack the base.

NO TOOLS REQUIRED



1 PERSON
ASSEMBLY




UP TO 30 MIN.
ASSEMBLY

PARTS

A

PLASTIC BASE

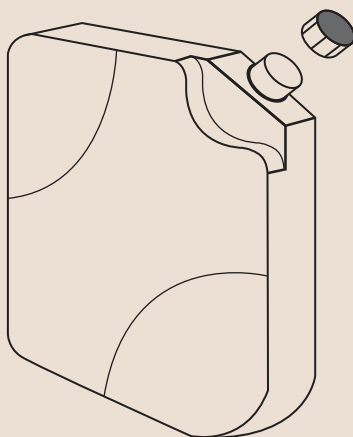


4 PCS

PRODUCT ASSEMBLY

1

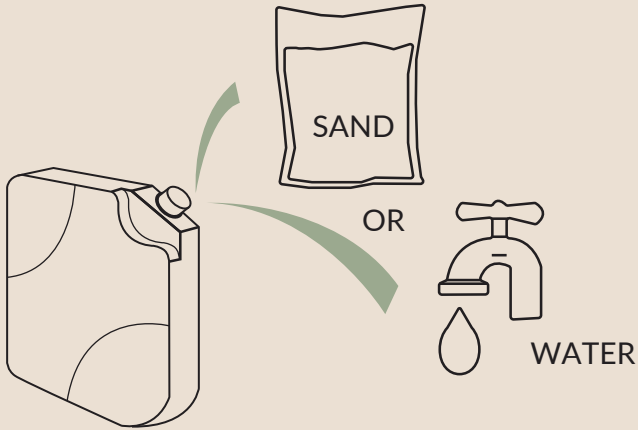
Take out **Part A Plastic Base** and twist the cap off.



PRODUCT ASSEMBLY

2

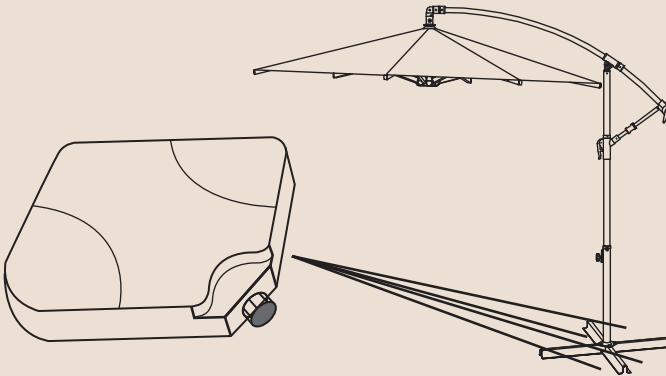
Fill the base with sand or water to increase the weight.



PRODUCT ASSEMBLY

3

Place the water or sand filled base snug into a corner of the umbrella stand as shown in the diagram below.



Note: It is recommended to use 4 plastic bases to properly weigh the umbrella base to the ground.

⚠ CAUTION: The plastic base will be very heavy after filling with sand or water. Be very careful when moving these plastic bases in case of hurting your feet or destroy the plastic base.

Thank you for purchasing this quality product.

REGISTRATION & REFUND POLICY

<https://westintrends.com/apps/product-registration>



<https://westintrends.com/policies/refund-policy>



HAVING TROUBLE

- **Not sure how to assemble or missing pieces?**

Please contact our Customer Service Team for assistance at cs@westintrends.com

Have Order #, Part # or SKU ready to speed up customer service!

CLEANING TIPS

REGULAR CLEAN: Use a mixture of warm water and mild soap. Gently scrub the surface with a soft bristle brush to remove any dirt or stains.

QUICK CLEAN: You can simply wipe down the HDPE furniture with a damp cloth. The material's resilience makes it resistant to most spills and stains, ensuring a hassle-free maintenance routine.

Regular cleaning not only preserves the aesthetic appeal of your furniture but also helps extend its lifespan.

Pressure washer can be used for seriously deep-cleaning - **DO NOT exceed 1500 PSI** - this will remove debris and dirt.