

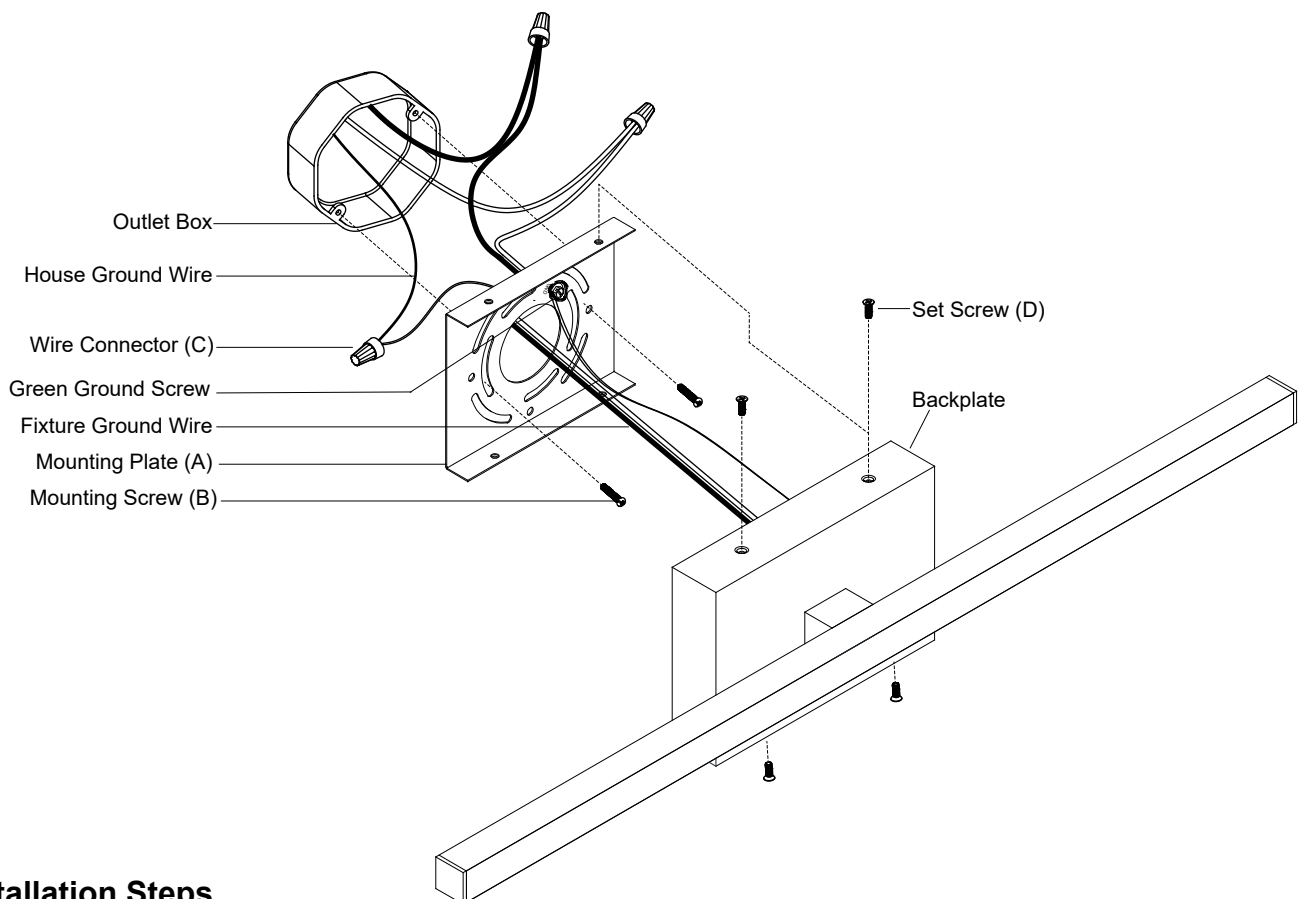
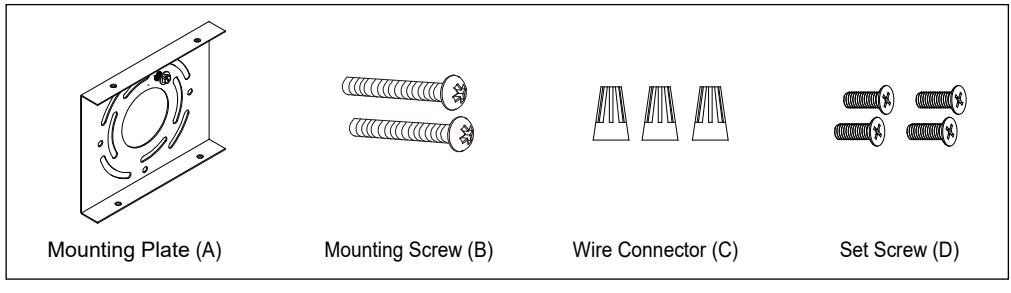
# ASSEMBLY AND INSTALLATION INSTRUCTIONS

W0465

**WARNING:** TO AVOID RISK OF ELECTRICAL SHOCK, BE SURE TO SHUT OFF POWER BEFORE INSTALLING OR SERVICING THIS FIXTURE.

NOTES: 1. Before installing, consult local electrical codes for wiring and grounding requirements.  
2. Read and save these instructions.

## Hardware Package (included):



## Installation Steps

Turn off the power at fuse or circuit box.

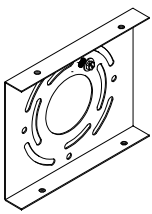
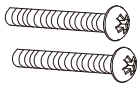
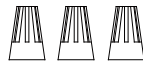
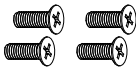

1. Remove the mounting plate (A) from the backplate by disassembling the set screws (D).
2. Attach mounting plate (A) to the outlet box using two mounting screws (B).

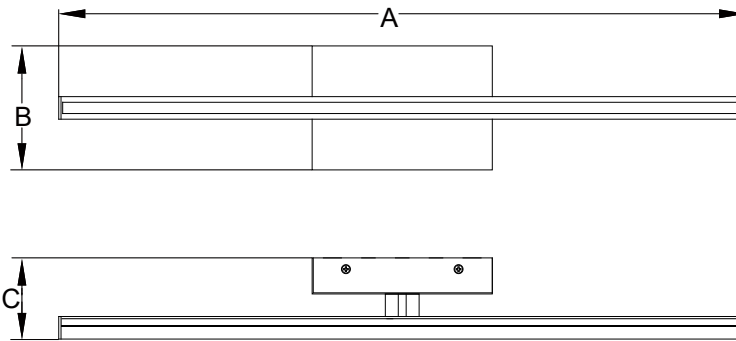
3. Pull out the source wires from the outlet box, make wire connections using wire connectors (C) as follows:
  - Connect the hot wire (black insulation) from the fixture to the black wire from the power source.
  - Connect the neutral wire (white insulation) from the fixture to the white wire from the power source.
  - Attach the fixture ground wire (bare wire) to the mounting plate (A) with the green ground screw , then connect it to the house ground wire with the wire connector (C).
 Carefully put the wires back into the outlet box.
4. Attach the backplate to the mounting plate (A) by aligning holes, secure four set screws (D) from the holes of the backplate into the open holes of the mounting plate (A).

**Turn on the power at fuse or circuit box.**

**The following parts are available for reorder if damaged or missing.**

**Spare Parts List:**

				 Assembly Kit 6847MM (1 SET)
Mounting Plate (A)	Mounting Screw (B)	Wire Connector (C)	Set Screw (D)	



**A: 24"**

**B: 4-1/4"**

**C: 3"**

### 5 Year Limited Warranty

Vaxcel warrants all of our products against defects in workmanship and finishes for one year following the date of shipment.

In addition:

- Any product with an integrated motion sensor or dusk-to-dawn photocell is supported by a 5-year warranty for the functionality of the product.
- Any product with integrated LED modules is covered by a 5-year warranty on the LED functionality.

*Exclusions: This warranty does not include the failure of products from extreme acts of nature; environmental conditions not suited for the products intended use; operation in temperatures outside of the range specified in the instruction manual; usage with improper power supply, power surges or dips. For coastal locations, some corrosion is considered normal for the environment.*

*Vaxcel reserves the right to repair, replace or issue a credit for any properly installed product, provided it is returned per RMA instruction. This warranty is limited to the cost of the product only and does not extend to transportation, installation or replacement costs.*

How can warranty service be obtained?

info@vaxcel.com  
1-800-482-9235