

TROUBLESHOOTING

Problem:	Solution
Flashing Display	Battery voltage is under 1.45 V. Power unit off and recharge.
Function buttons not active.....	Power unit off and recharge. Make sure buttons are not stuck.
Reading error for full length is > 0.1 mm	Sensor may have dirt or deposits in it. Blow off unit with clean pressurized air. Clean with a dry, lint free cloth.
No display on LCD screen.....	Recharge battery.

LIMITED WARRANTY

PERFORMANCE TOOL® extends only the following warranties, and only to original retail purchasers. These warranties give specific legal rights. Except where prohibited by local law, the law of the State of Washington governs all warranties and all exclusions and limitations of warranties and remedies. There may be other rights which vary from state to state.

PERFORMANCE TOOL® warrants the product to be free from defects in materials and workmanship under normal use and service. A defective product may be returned for a free replacement within 90 days from the date of purchase, provided that product is returned to place of purchase immediately after discovery of defect. After 90 days PERFORMANCE TOOL® will replace at no charge any parts which our examination shall disclose to be defective and under warranty. These warranties shall be valid only when a sales receipt showing the date of purchase accompanies the defective product or defective part (s) being returned. For part (s) after 90 days, please remit your request, postage prepaid to:

PERFORMANCE TOOL, P.O. Box 88259 Tukwila, WA 98138

These warranties exclude blades, bits, punches, dies, bulbs, fuses, hoses, and other consumables which must be replaced under normal use and service. These warranties shall not apply to any product or part which is used for a purpose for which it is not designed, or which has been repaired or altered in any way so as to affect adversely its performance or reliability, nor shall these warranties apply to any product or part which has been subject to misuse, neglect, accident or wear and tear incident to normal use and service.

PERFORMANCE TOOL® does not authorize any other person to make any warranty or to assume any liability in connection with its products.

Except for warranties of title and the limited express warranties set forth above, PERFORMANCE TOOL® makes no express or implied warranties of any kind with respect to its products. In particular, PERFORMANCE TOOL® makes no implied warranty of merchantability and no implied warranty of fitness for any particular purpose, except that for goods purchased primarily for personal, family or household use and not for commercial or business use, PERFORMANCE TOOL® makes an implied warranty of merchantability (and, if otherwise applicable, an implied warranty of fitness for a particular purpose), but only for the particular qualities or characteristics, and for the duration, expressly warranted above.

The laws on limitation of implied warranties may differ from state to state, so the above limitations may not apply in all cases.

PERFORMANCE TOOL® shall not be liable for consequential, incidental or special damages resulting from or in any manner related to any product, or to the design, use, or any inability to use the product. The sole and exclusive remedy for a defective product or part shall be the repair, or replacement thereof as provided above. The laws on limitation of remedies or on consequential, incidental or special damages may vary from state to state, so the above limitations may not apply in all cases.

© Copyright 2025 WILMAR LLC., P.O. Box 88259 Tukwila, WA 98138

6" RECHARGEABLE DIGITAL CALIPER

Item Number W80153

OWNER'S MANUAL



▲WARNING: READ, UNDERSTAND AND FOLLOW ALL INSTRUCTIONS AND WARNINGS BEFORE OPERATING THIS TOOL. FAILURE TO DO SO MAY RESULT IN PERSONAL INJURY AND/OR PROPERTY DAMAGE AND WILL VOID WARRANTY.

PT
Performance Tool

Performance Tool®

TOOL FEATURES

1. Inside Measuring Faces
2. Lock Screw
3. Charging Port
4. LCD Display
5. Ruler
6. Depth/Step Measure
7. Thumb Wheel
8. Zero Button
9. On / Off Button
10. SAE / Metric Function
11. Outside Measuring Faces



SPECIFICATIONS

Range:.....0-6 in. (0-150 mm)
 Accuracy:..... ± 0.001 in. / 0.02 mm
 Measuring system: Non-contact linear CAP
 LCD Display:.....0.86 x 2.25 in. (22 x 57 mm)
 Battery: Rechargeable lithium-ion battery (3.7V, 120mAh)
 Charging time: Approximately 20 minutes
 Battery life:..... Up to 3 months (typical usage)
 Operating temperature: 0 C ~ + 40° C
 Storage temperature:..... -20 ~ +70 (0 - 80% Humidity)

Specifications are subject to change without notice.

Your digital **PERFORMANCE TOOL®** caliper was constructed with quality materials and workmanship and will give you many years of trouble free use when cared for as described in the "Care & Maintenance" section.

SAFETY GUIDELINES / DEFINITIONS

This instruction manual is intended for your benefit. Please read and follow the safety, installation, maintenance and troubleshooting steps described within to ensure your safety and satisfaction. The contents of this instruction manual are based upon the latest product information available at the time of publication. The manufacturer reserves the right to make product changes at any time without notice.

▲WARNING: Read and understand this entire instruction manual before attempting to assemble, install, operate or maintain this product. Failure to comply with the instructions may result in serious personal injury and/or property damage!

The following signal words are used to emphasize safety warnings that must be followed when using this product:

▲DANGER: Indicates an imminently hazardous situation that, if not avoided, **WILL** result in death or serious injury.

▲CAUTION: Indicates a potentially hazardous situation that, if not avoided, **MAY** result in minor or moderate injury.

▲WARNING: Indicates a potentially hazardous situation that, if not avoided, **COULD** result in death or serious injury.

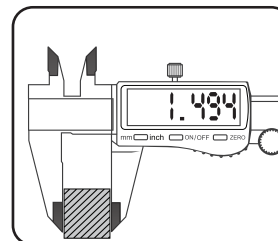
▲NOTE: Indicates important information, which if not followed, **MAY** cause damage to equipment.

SAFETY

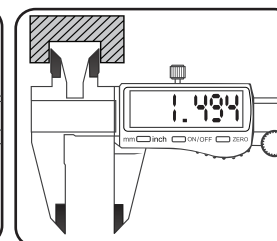
- Caliper jaws have sharp edges; use caution when handling.
- Keep the tool away from children and do not allow tool to be used by people who are not familiar with the operation of the tool.
- Be sure USB cord is not worn, frayed, and has no exposed wires.
- Do not use if damaged.

TECHNICAL SPECIFICATIONS

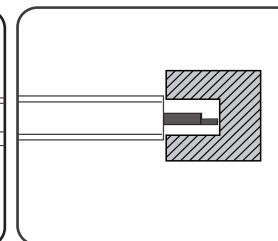
Outside Measurement



Inside Measurement



Depth/Step Measurement



Measuring Range:	Resolution:
0 - 6 in. (0 - 150 mm)	0.0005 in. (0.01 mm)

CARE AND MAINTENANCE

1. Keep unit clean and free of dust/debris. Do not submerge or expose to damp environments.
2. LCD screen should be cleaned with a clean, dry, lint-free cloth. Lubricate body with a few drops of lubrication oil. Do not use acetone or alcohol.
3. Keep USB port clean & free of corrosion.
4. To maximize battery service time, charge unit every 3-6 months.
5. Avoid any type of impact to caliper.
6. Store caliper in a cool and dry area.