

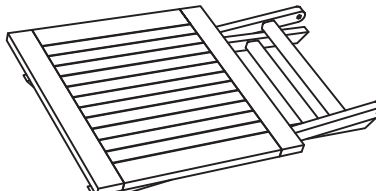


SQUARE TEAK TABLE

JVA-315

Review all assembly and care instructions carefully before using this product. Save this manual for future reference.
Assemble components on a soft, clean surface to avoid damaging the finish.



Inspect packaging to ensure all parts are accounted for before disposing of packing materials.
Save the packing slip.

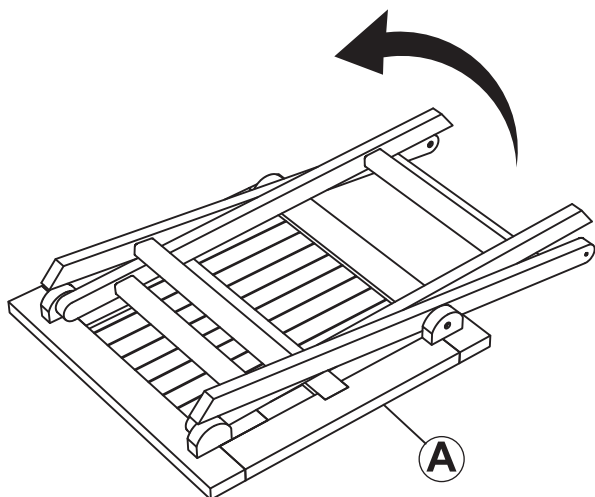
No.	PARTS	QTY.
A	 Table	1
B	 Hardware Set	2
C	 Hex Key	1

⚠ WARNING ⚠

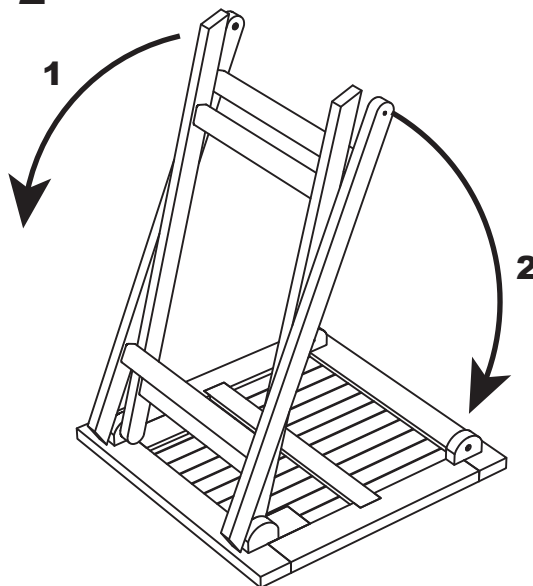
CHOKING HAZARD — This item contains small parts that can be swallowed. Keep children and pets away during assembly.

ASSEMBLY

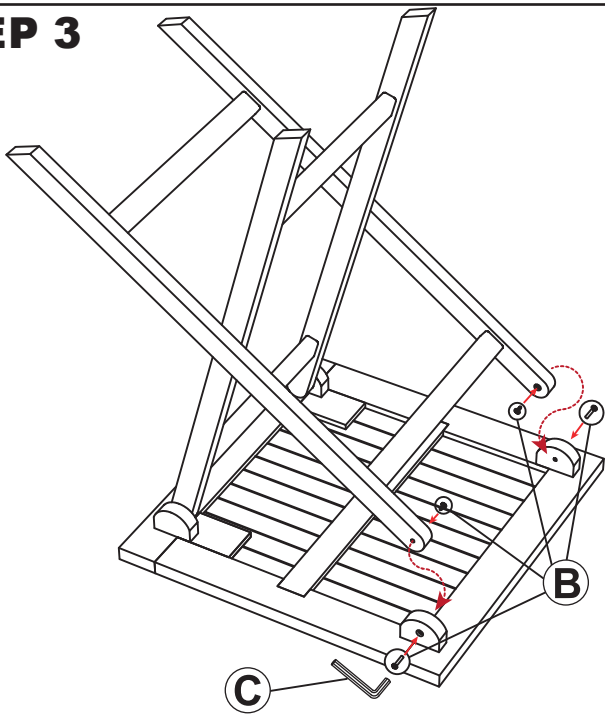
STEP 1



STEP 2



STEP 3



STEP 4



Care & Maintenance

SAFE USE: For residential use only. Only use on a flat, level surface. Do sit or stand on any part of this item.

CLEANING: Wet down the furniture with clean water. Mix 1 cup of vinegar with 1 gallon of water and use a soft plastic brush to scrub the furniture. Do not use metal brushes as they can scratch and damage the wood.

Rinse thoroughly with clean water. Place the furniture in a shaded area to dry; do not allow it to dry in direct sunlight. Allow at least 24 hours of dry-time before using or attempting to clean it again. Some harder-to-clean stains may require a store-bought teak cleaner. When cleaning your teak, always start with the mildest cleaning solution. Follow the manufacturer instructions of store-bought cleaners carefully.

INSPECT: Periodically check hardware and tighten as necessary.

EXPOSURE: Over time, sunlight and weather elements may change the color of natural wood. Avoid leaving wooden furniture in the rain or high-humidity climates as wood can expand and contract with humidity changes; you may need to tighten fittings periodically. If this item is not used for extended periods, we recommend covering or storing it indoors.

WINTER CARE & STORAGE: Cover and store furniture indoors during the winter to protect it from ice and snow. Doing so will preserve the appearance and integrity of the unit.

MAINTENANCE: This item was treated with teak oil at the factory. To maintain the appearance, apply a suitable penetrating Wood, Teak or Linseed Oil (not included) yearly, or when the wood looks particularly dry. Clean the unit and bring it into a warm, indoor location. Allow the unit to thoroughly dry before applying oil; drying may take several days. Only apply oil to wooden surfaces. Use a soft cloth or soft brush and carefully apply oil as directed by the wood oil manufacturer.

WARNING: THE ONE-YEAR WARRANTY DOES NOT COVER DAMAGES OR DEFECTS CAUSED BY THE APPLICATION OF CHEMICAL TREATMENTS, PROTECTIVE COATINGS, TOUCH-UP PAINT, OR CLEANING PRODUCTS.

! SAFETY STATEMENTS & WARNINGS !

- Do not exceed the weight capacity of the furniture.
- Do not put hot items on or near furniture.
- Keep furniture a safe distance from heat sources such as fire pits, patio heaters, and grills.
- Do not allow children to use this product without adult supervision.
- Do not use harsh chemicals or abrasive materials to clean the furniture.
- This product is for residential use only; institutional or commercial use will automatically void the product warranty.

Any modification to the product or failure to follow recommended care will void the product warranty.

If you experience issues with assembly or the product was damaged during transit, please contact our customer service team through one of the methods mentioned at the top of page 1. Please have the item number and order information ready to expedite response time.

! WARNING:


Manufacturer and seller expressly disclaim any and all liability from personal injury, property damage or loss, whether direct or indirect, or incidental, resulting from the incorrect attachment, improper use, inadequate maintenance, or neglect of this product.



Purchase Date: ____ / ____ / ____ Order/Customer Reference Number: _____

Thank you for choosing Sunnydaze Decor. We stand behind our brand and the quality of the items we sell. Replacement parts or products can be requested within the 1-year warranty period. Proof of purchase must be provided. This includes the date of the purchase as well as photos of the product defect. Photos are used to determine the cause of the defect and to provide future quality control. The request will be reviewed, and replacement pieces will be sent at our discretion. For warranty information, visit <https://tiny.cc/SunnydazeWarranty>

If you have any questions, comments or concerns, feel free to contact us by phone at 833-982-1977, by email: customerservice@sunnydazedecor.com, or via our contact us page at <https://tiny.cc/SunnydazeContact>



TEAK FOLDING CHAIR

JVA-278

Save this manual for future reference.

Care & Maintenance

Use this guide to help easily maintain and care for your teak furniture.

Teak wood has a natural resistance to mold and rot; however, unsightly mildew can still form on the surface of the wood if not cared for.

Regular cleanings will help prevent discoloration on both treated and untreated wood.

SAFE USE: Follow all safety statements and warnings. Only use on a flat, level surface. Never stand on the chair.

COVER: Covering outdoor furniture with a breathable cover helps protect it from the harmful effects of sunlight, dust build-up and collecting debris.

WINTER CARE & STORAGE: Protect wood furniture from inclement weather, especially ice and snow. Move to a dry, indoor location. Covering while in storage will help prevent dust build-up.

CLEANING: Regular cleaning of teak furniture will help prevent mildew build-up and potential discoloration.

Wet the furniture with clean water. Mix 1 cup of vinegar with 1 gallon of water and use a soft plastic brush to gently scrub the furniture. Never use metal brushes as they can damage the wood surface.

Thoroughly rinse with clean water. Place the furniture in a warm, shaded area to dry; do not allow it to dry in direct sunlight. Allow at least 24 hours of dry-time before using or attempting to clean it again. Some hard-to-clean stains may require a store-bought teak cleaner. When cleaning your teak, always start with a mild cleaning solution. Carefully follow the manufacturer instructions of any store-bought cleaner.

MAINTENANCE: If left untreated, the wood may weather. To maintain the appearance, apply a suitable penetrating wood oil (not included) at least once per year or when the wood looks particularly dry. Before application, clean the unit and store it in a dry, warm, indoor location. Allow the unit to dry thoroughly before applying oil; drying may take several days. Only apply oil to wooden surfaces. Apply oil as directed by the wood oil manufacturer.

WARNING: THE ONE-YEAR WARRANTY DOES NOT COVER DAMAGES OR DEFECTS CAUSED BY THE USE OF CHEMICAL TREATMENTS OR PROTECTIVE COATINGS.

! SAFETY STATEMENTS & WARNINGS !

- For residential use only; commercial or industrial use automatically voids the product warranty.
- Do not exceed the weight capacity of the furniture.
- Do not stand or climb on any part of the unit.
- Do not put hot items on or near furniture.
- Keep furniture a safe distance from heat sources such as fire pits, patio heaters, and grills.
- Do not use harsh chemicals or abrasive materials to clean the furniture.

Any modification to the product or failure to follow recommended care will void the product warranty.

! WARNING:

Manufacturer and seller expressly disclaim any and all liability from personal injury, property damage or loss, whether direct or indirect, or incidental, resulting from the incorrect attachment, improper use, inadequate maintenance, or neglect of this product.