

# Solid Step™

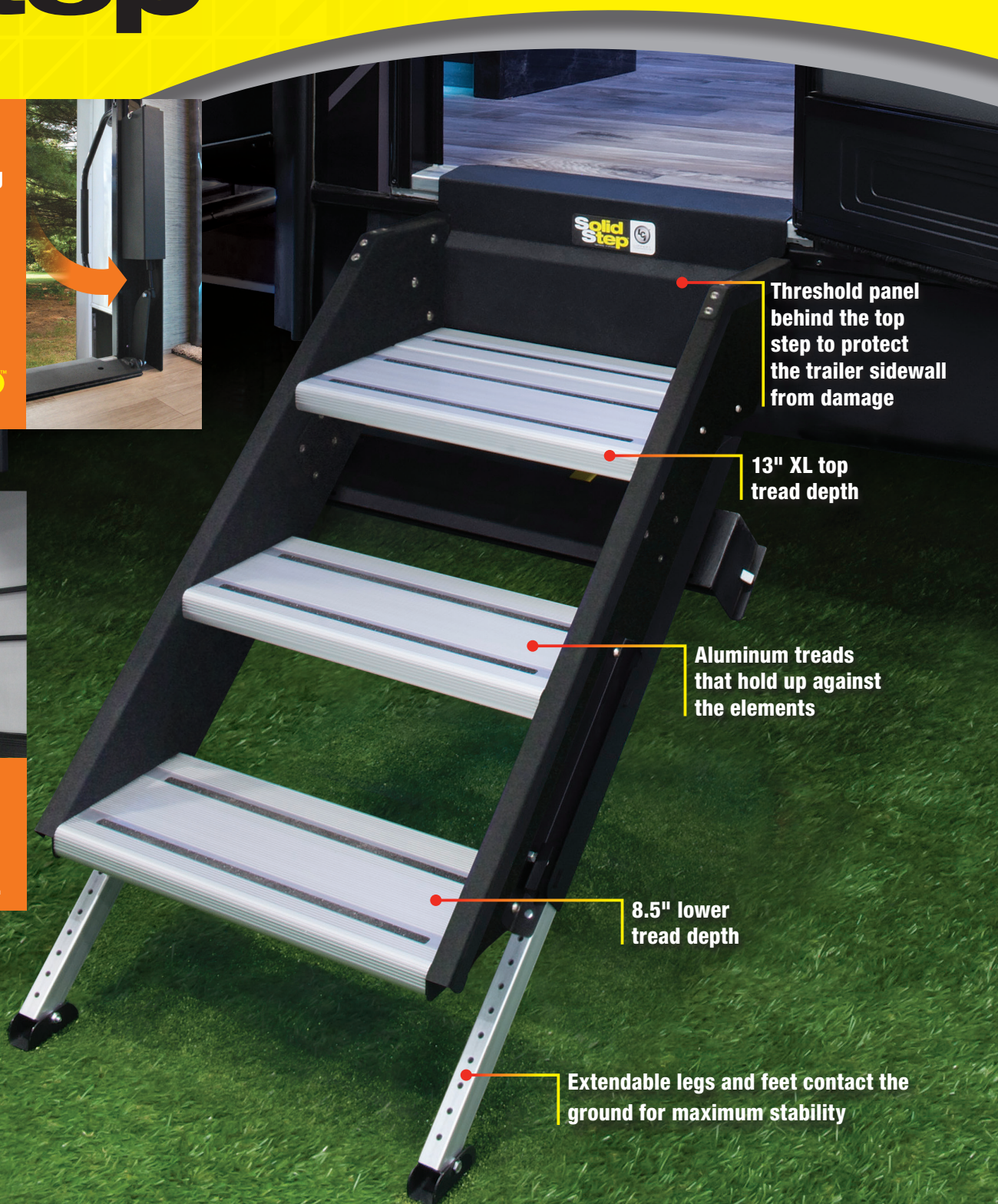


Now available with Lift Assist option! Featuring a Lift Assist Strut that makes lowering & raising your SolidStep easy!

**Solid Step**  
LIFT ASSIST



SolidStep conveniently folds up into the RV doorway when not in use.



Threshold panel behind the top step to protect the trailer sidewall from damage

13" XL top tread depth

Aluminum treads that hold up against the elements

8.5" lower tread depth


Extendable legs and feet contact the ground for maximum stability

Freedom on the road. Freedom in design.  
The most stable RV step on the market today!



# SolidStep™

Easily installs into existing door hardware and threshold.



Two safety latches on either side of SolidStep securely locks it to the RV entry door frame.



Convenient handle makes it easy to disengage the safety latches.



Only one hand needed to operate the handle.



While holding the handle, release the SolidStep from the doorjamb. Slowly lower the step with both hands firmly supporting SolidStep.




Continue lowering SolidStep to the ground.



For uneven ground surfaces, remove pin on the extendible legs to adjust leg length.



Pivoting foot provides for a solid foundation on sloped terrain.



## SolidStep™ LIFT ASSIST

While holding the handle, release SolidStep with Lift Assist from the doorjamb.



The Lift Assist strut keeps the SolidStep from dropping completely when disengaged from the door-jamb and will even support its own weight.



Because of the Lift Assist strut, the weight of the SolidStep allows for minimal effort on lowering.



Lowering the SolidStep with Lift Assist can even be done with one finger.



- The SolidStep's innovative design permits the step to operate through a wide range of ride heights with adjustable leg extensions. The design also ensures that the steps stay parallel to the ground, reducing the potential for slipping or falling during use
- The SolidStep design permits the step to stow inside of the entry door, keeping road debris and corrosion away while simultaneously permitting continuous skirt metal on the RV, enhancing the aesthetics of the coach
- No bounce, manual steel step with aluminum treads
- Kickplate prevents damage to sidewall and skirt
- Recessed feet prevent trip hazard and maximize clearance for camping spot
- SolidStep conveniently folds up into the RV doorway when not in use
- Extra-wide top step for easy entry and exit
- 400-pound capacity
- **NEW!** Includes floor backing plate



LIPPERT  
COMPONENTS®



lippertcomponents.com