



Designed for Fun, Built to Last®

VEGA

5-FT. AIR HOCKEY TABLE

ASSEMBLY INSTRUCTIONS



Please Do Not Hesitate to
Contact Our Consumer Hotline
at 800-759-0977
with Any Questions That May
Arise During Assembly or
Use of This Product!

THANK YOU!

Thank you for purchasing this product. We work around the clock and around the globe to ensure that our products maintain the highest possible quality. However, in the rare case of issues during assembly or use of this product, please contact our Consumer Hotline at **800-759-0977** for immediate assistance before contacting your retailer. Please read the warranty information at the back of these assembly instructions for further details.

ASSEMBLY TIPS

IMPORTANT! PLEASE READ THESE ASSEMBLY INSTRUCTIONS IN ENTIRETY BEFORE ASSEMBLING YOUR PRODUCT.

1. Find a clean, level surface to begin the assembly of your game table. We recommend that two adults work together to assemble this game. You may want to carefully cut or tear the four corners of the box so that the bottom of the box can be used as your work surface.
2. Remove all of the contents from box and verify that you have all of the parts shown on the Parts List before you begin assembly. ***Note: Some parts may be pre-installed or pre-assembled.***
3. Some figures or drawings may not look exactly like product.
4. ***When installing parts that have more than one screw or bolt, hand tighten all screws or bolts in place before final tightening with screwdriver or wrench.***
5. Electric screwdrivers may be helpful during assembly; however, please set a ***low torque*** and use extreme caution because screws may be stripped or overtightened, resulting in damaged parts, if the electric screwdriver's torque is set too high.

WARNINGS!

READ AND FOLLOW ALL ASSEMBLY, OPERATION AND SAFETY INSTRUCTIONS CAREFULLY.

**CHOKER HAZARD - THIS ITEM MAY CONTAIN SMALL BALLS AND PARTS
NOT SUITABLE FOR CHILDREN UNDER 3 YEARS OF AGE.**

CARE AND USE

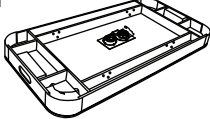
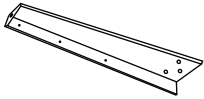
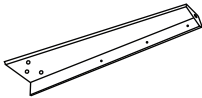
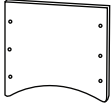

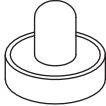


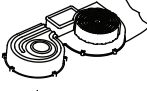
1. This product is intended for **INDOOR** use **ONLY**.
2. Do **NOT** sit on table, or drag table when moving, as this will damage the legs.
4. Keep table covered when not in use. Remove dust on play surface and cabinet with vacuum or wipe with a clean, soft cloth.

VEGA 5-FT. AIR HOCKEY TABLE - BG50386






Parts List

Illustrations Not to Scale

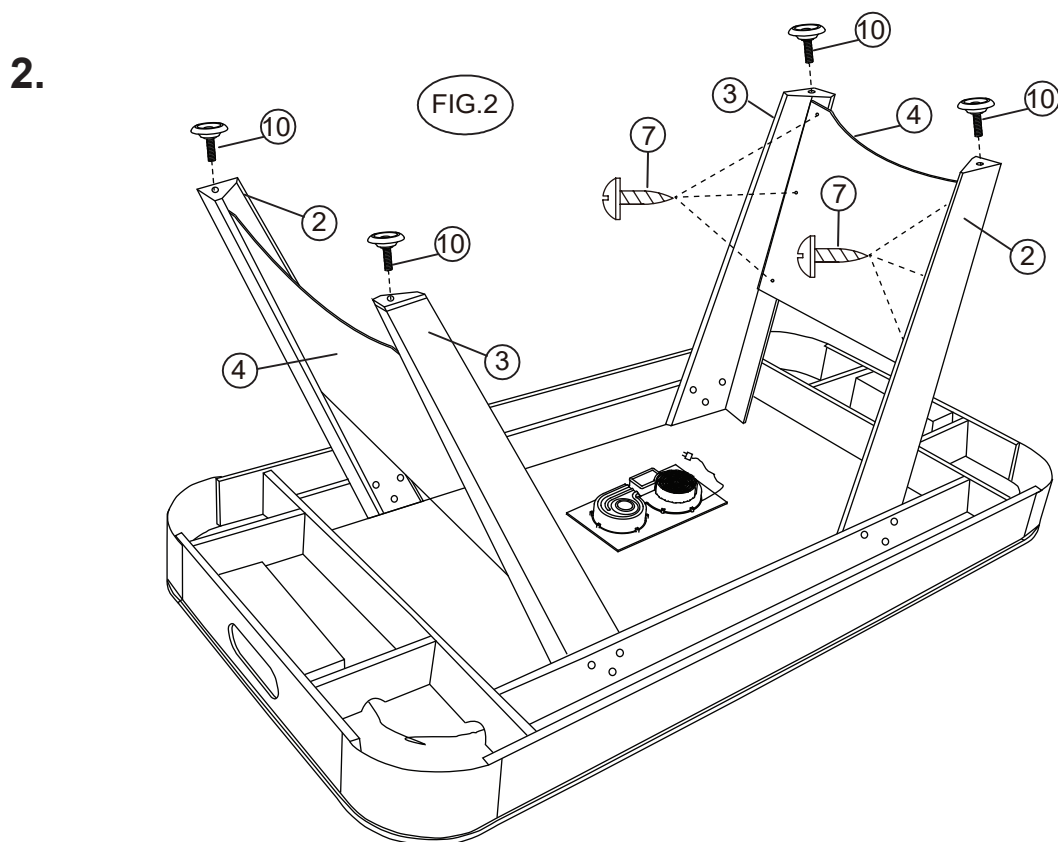
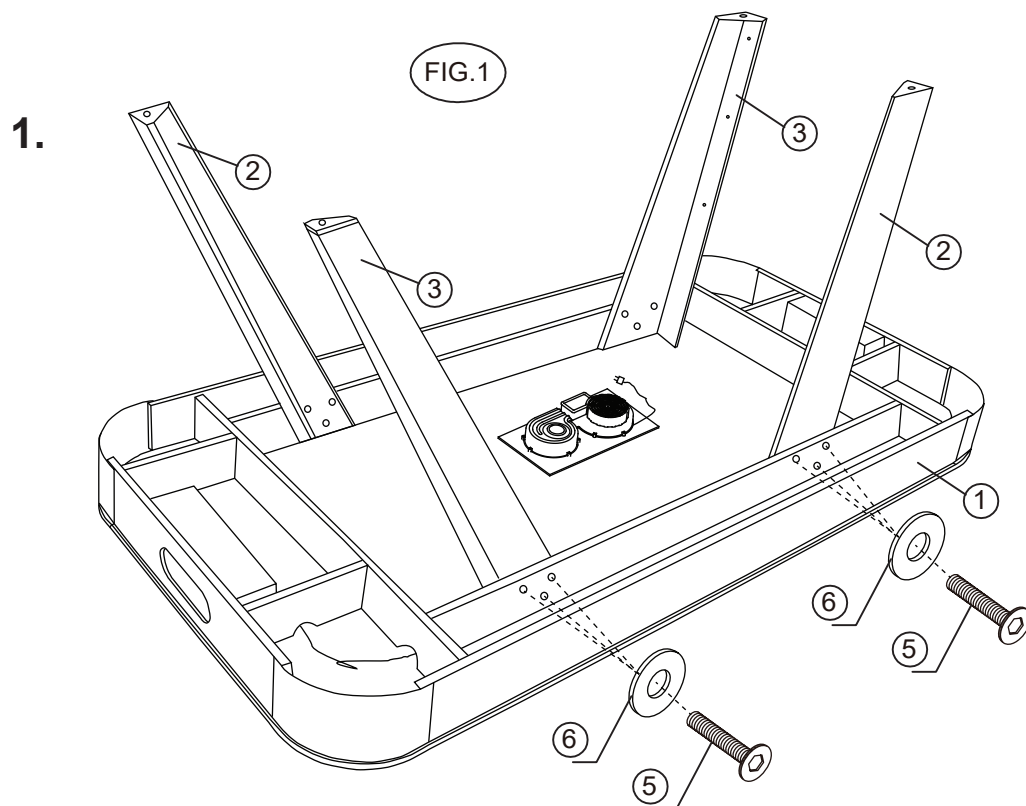
PARTS

1 NGP8006  Main Cabinet 1PC	2 NGP8007  Right Leg 2PCS	3 NGP8008  Left Leg 2PCS	4 NGP8009  Leg Panel 2PCS	10 NGP8011  Leg Leveler 4PCS
11 NGP5070  Striker 2PCS	12 NGP5071  Puck 2PCS	13 NGP8012  Electronic Scorer 1PC	14 NGP8013  Part of Table Body Blower Motor 1PC	

HARDWARE PACK - NGP8010

5 NGP8010  Bolt 1/4"X1" 12PCS	6 NGP8010  Washer 1/4" 12PCS	7 NGP8010  Round Head Screw 5/32"X1/2" 12PCS	8 NGP8010  Flat Head Screw 5/32"X1-1/4" 2PCS	9 NGP8010  Allen Tool 1PC
--	---	---	---	---

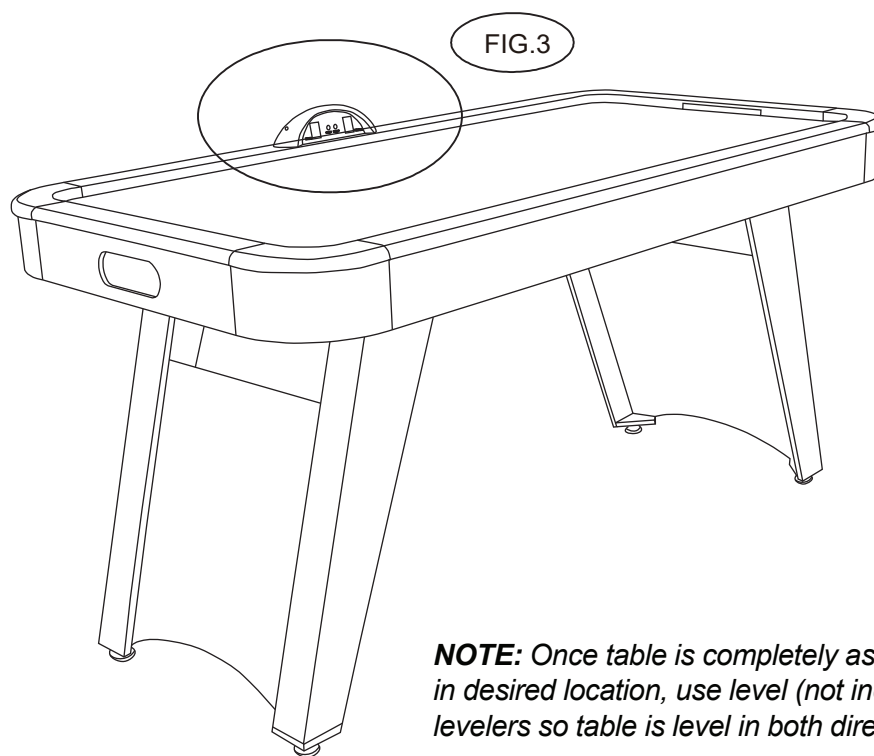
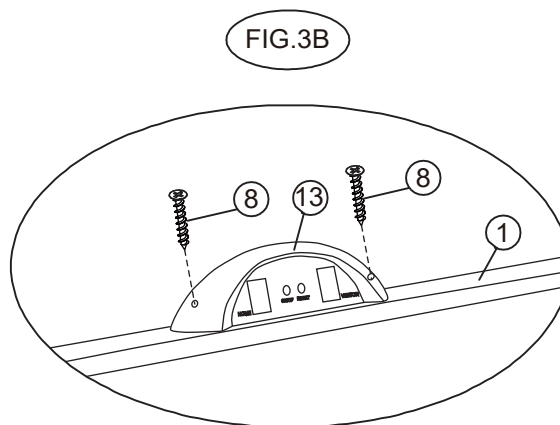
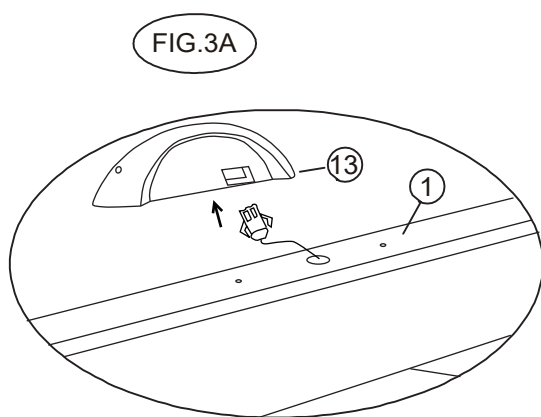
ASSEMBLY INSTRUCTIONS



ASSEMBLY INSTRUCTIONS (CONT.)

NOTE: Two adults are required to turn table upright. Turn over using main table body only, NOT legs, and place on all four feet on ground at same time.

3.



NOTE: Once table is completely assembled and placed in desired location, use level (not included) to adjust leg levelers so table is level in both directions.

180-DAY LIMITED WARRANTY

This product is warranted to the original purchaser to be free from defects in material or workmanship for a period of 180 days from the date of the original retail purchase.

This warranty does not cover defects or damage due to improper installation, alteration, accident or any other event beyond the control of the manufacturer. Defects or damage resulting from misuse, abuse or negligence will void this warranty. This warranty does not cover scratching or damage that may result from normal usage.

This product is not intended for institutional or commercial use; the manufacturer does not assume any liability for such use. Institutional or commercial use will void this warranty.

This warranty is nontransferable and is expressly limited to the repair or replacement of the defective product. During the warranty period, the manufacturer shall repair or replace defective parts at no cost to the purchaser. Shipping charges and insurance are not covered and are the responsibility of the purchaser. Labor charges and related expenses for removal, installation or replacement of the product or components are not covered under this warranty.

The manufacturer reserves the right to make substitutions to warranty claims if parts are unavailable or obsolete.

The manufacturer shall not be liable for loss of use of the product or other consequential or incidental costs, expenses or damages incurred by the consumer of any other use. The user assumes all risk of injury resulting from the use of this product.

This warranty is expressly in lieu of all other warranties, expressed or implied, including warranties of merchantability or fitness for use to the extent permitted by Federal or state law. Neither the manufacturer nor any of its representatives assumes any other liability in connection with this product.

All warranty claims must be made through the retailer where the product was originally purchased. A purchase receipt or other proof of date of purchase will be required to process all warranty claims. The model number and part numbers found within the assembly instructions will be required when submitting any parts requests or warranty claims.

For further warranty information or inquiries, please call 800-759-0977