

ASSEMBLY INSTRUCTIONS

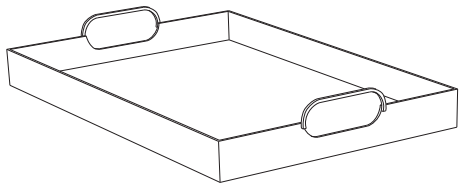
SKU No - 217241

Pre-Assembly

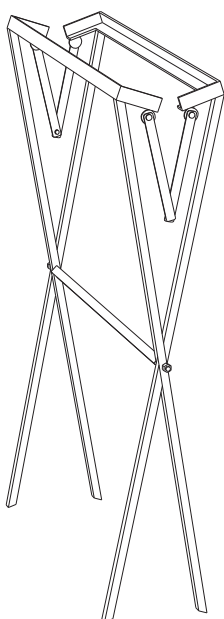
Please read all instructions carefully and completely before assembly.

PARTS INCLUDE

A- TRAY

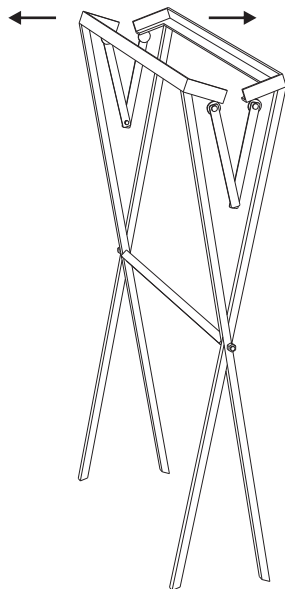


B- STAND



Assembly instructions :

1. Carefully open the packaging and clear packaging material from assembly area.
2. Place all components on a protective surface.

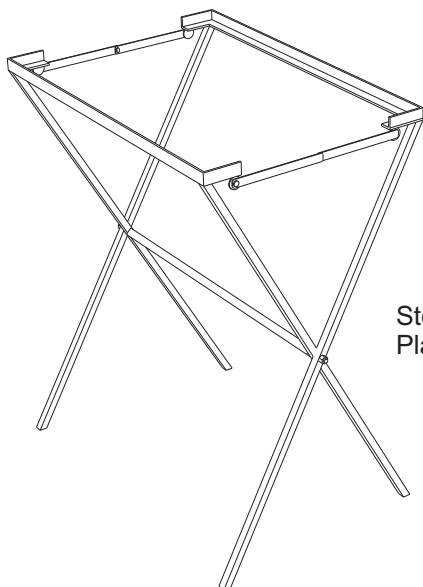
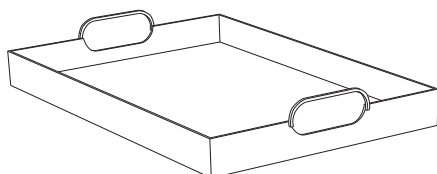


Step 1 Base -

Using the long sides of the top of the base, push open until the hinges on each end are tight.

Step 2 Hinges -

Pull up on the hinge to lock and secure in place.



Step 3 Tray Top -

Place top into the frame of the base.

