

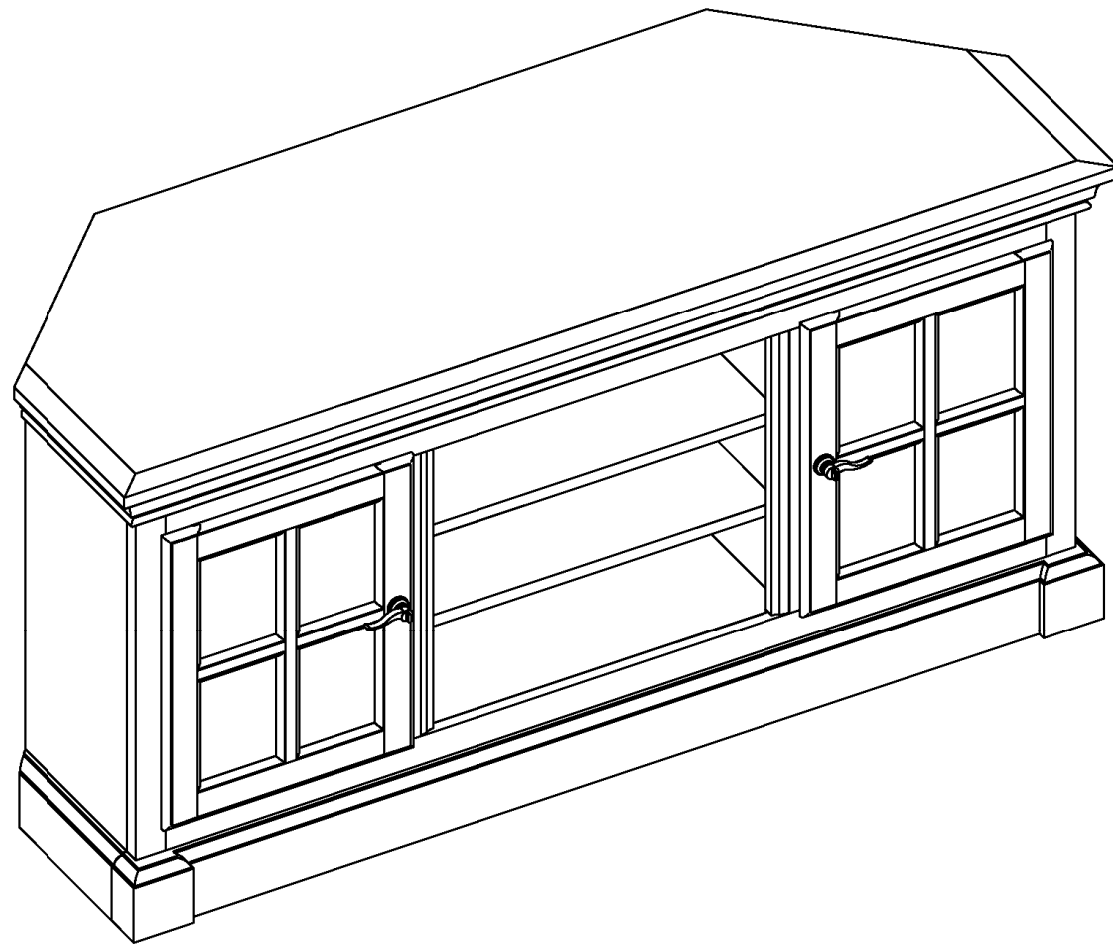
ITEM# 81585

**Bella Maison Chocolate Two Door
Corner TV Console**

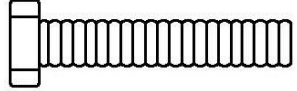

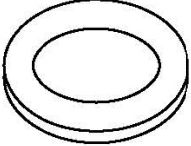

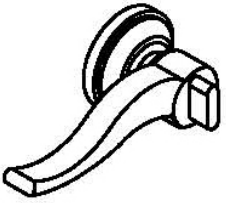
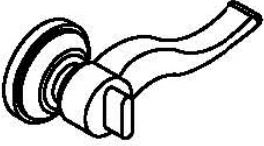

**Leick
Home**
SINCE 1910

2219 S. 19th St.
Sheboygan, WI 53081
Ph: 920-451-4060
Fax: 920-451-4063

info@leickfurnituresince1910.com



Hardware List

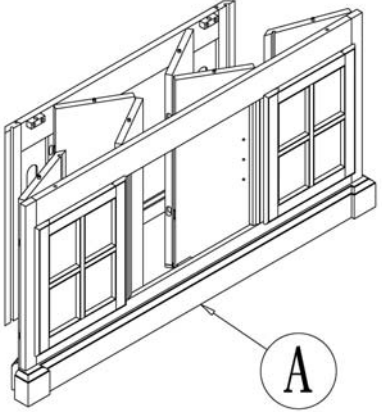
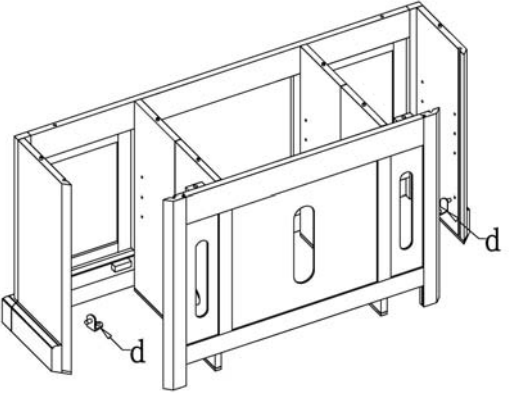
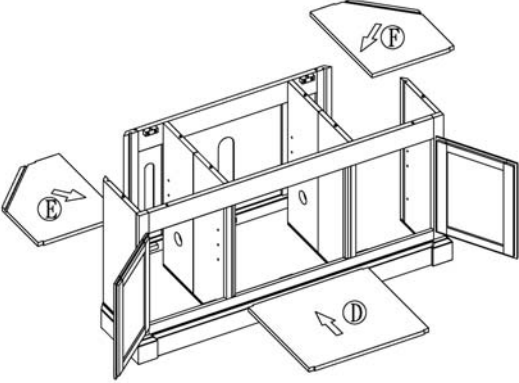
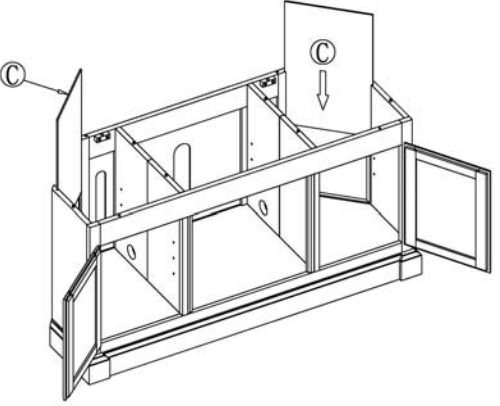
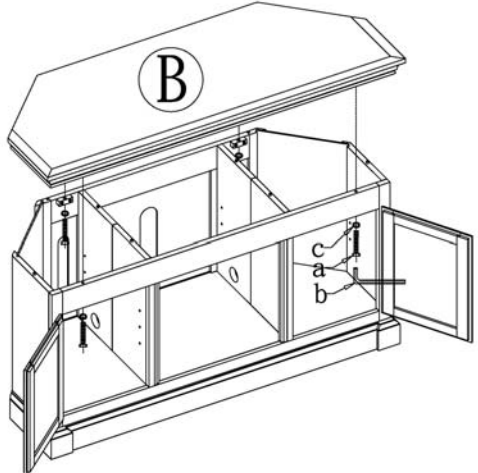
Item	Description	Qty
a	 Bolt 1/4"*1-1/8"	4 PCS
b	 Allen wrench	1 PC
c	 Washer 1/4"*12mm	4 PCS
d	 Metal shelf Clip	18 PCS
e	 Left Door Pull	1 PC
f	 Right Door Pull	1 PC
g	 Machine screw for door pull 5/32" X 3/4"	2PCS

Parts List

Item	Description	Qty
A	Cabinet	1 PC
B	Top Panel	1 PC
C	Side Back Panel	2 PCS
D	Middle Bottom Panel	1 PC
E	Left Side Bottom Panel	1 PC
F	Right Side Bottom Panel	1 PC
G	Middle Adjustable Shelf	2 PCS
H	Left Side Adjustable Shelf	1 PC
I	Right Side Adjustable Shelf	1 PC

Assembly Instructions

Two person assembly recommended.

<p>Step 1 Unfold Cabinet.</p> 	<p>Step 2 Install two shelf clips on the side bottom.</p> 
<p>Step 3 Open 2 doors. Insert the center bottom panel first, and then insert two side bottom panels.</p> 	<p>Step 4 Insert two side back panels.</p> 
<p>Step 5 Fasten the top with 4 bolts.</p> 	<p>Step 6 Install shelf clips and place the shelves on shelf clips. Install the door pulls.</p> 