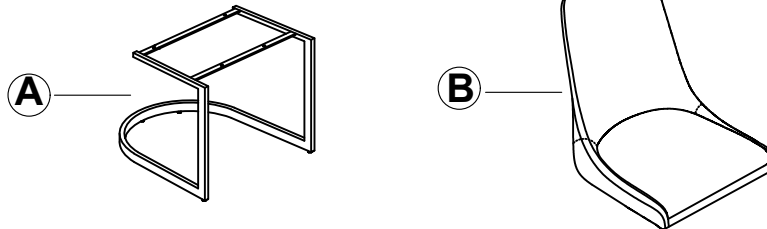


OXFORD DINE CHAIR ASSEMBLY INSTRUCTIONS







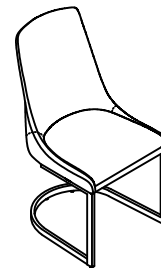
PARTS PACKING CONFIGURATIONS

- A. CHAIR BASE
- B. SEAT

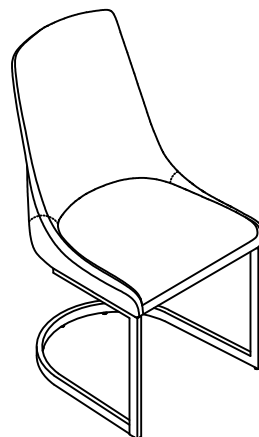
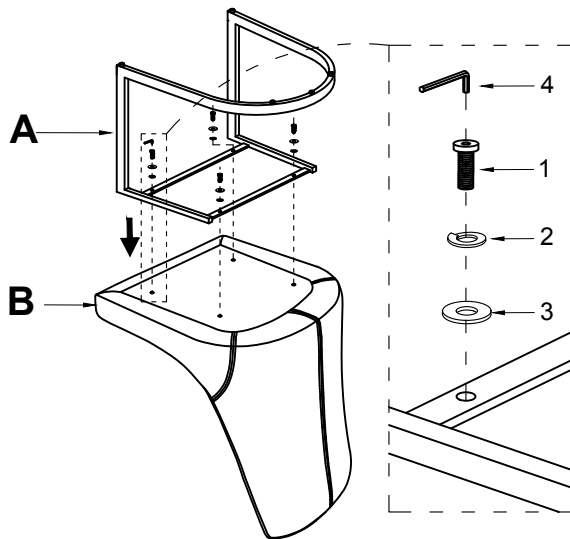


HARDWARE ENCLOSED IN CARTON

No	Description	Photo	Quantity
1	ALLEN BOLT (M6 x 20mm)		4 PCS
2	LOCK WASHER (M6)		4 PCS
3	FLAT WASHER (M6)		4 PCS
4	ALLEN KEY		1 PC



STEP 1:



FULLY ASSEMBLED