



Project Name: \_\_\_\_\_

Location: \_\_\_\_\_

Item #: \_\_\_\_\_ Qty: \_\_\_\_\_

Model: \_\_\_\_\_

# LUIM-75 SELF-CONTAINED ICE MACHINE

MODEL:  LUIM-75



The LUIM-75 self-contained, air-cooled ice machine is perfect for any free-standing or built-in application. Each unit features a self-contained storage bin and a durable, easy to clean stainless steel and black plastic trim exterior. The easy-to-use controls, front-breathing design with vertical evaporator and proven ice making technology will deliver years of reliable ice production.

## FEATURES AND CONSTRUCTION

- Stainless steel exterior with black plastic trim
- Air cooled compressor
- Programmable, solid state, digital electronic control system.
- Built-in self cleaning mode
- Includes scoop
- Polyethylene storage bin liner for improved sanitation
- Auto shut-off when ice bin is full

## DAILY ICE PRODUCTION

Air Temp 70°F (21°C) / Water Temp 50°F (10°C)  
LUIM-75 ..... 75 lbs/day

Air Temp 90°F (32°C) / Water Temp 70°F (21°C)  
LUIM-75 ..... 65 lbs/day

## ICE BIN STORAGE CAPACITY

LUIM-75 ..... 25 lbs

## OPERATING REQUIREMENTS

Ambient Air Temperature Range..... 50° to 100°F (10° to 38°C)

Water Temperature Range ..... 41° to 90°F (5° to 32°C)

Water Supply Line Connection ..... 1/4" O.D.

Water Pressure Range:

Min PSI..... 15                      Max PSI ..... 80\*

Min Bar ..... 1.0                      Max Bar ..... 5.5


\*Above 80 PSI requires a regulator

Energy Consumption per 100 lbs of ice:

LUIM-75 ..... 11.7 kWh/100 lbs

## ELECTRIC

115V / 60Hz  
International voltage available  
6' (2m) NEMA 5-15P cord set included



NEMA 5-15P

## 3RD PARTY APPROVALS

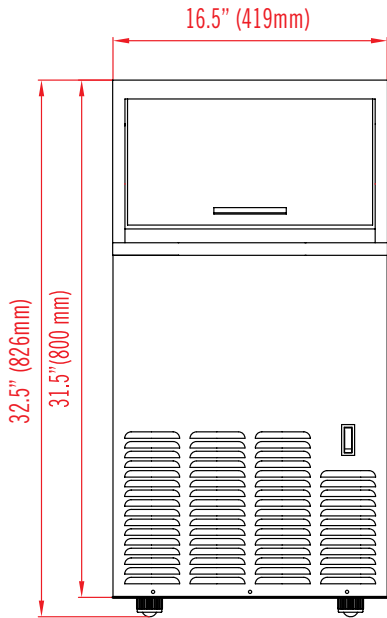


Conformed to UL 563    Tested and certified by NSF to NSF/ANSI standard 12    Zero Ozone Depletion Potential

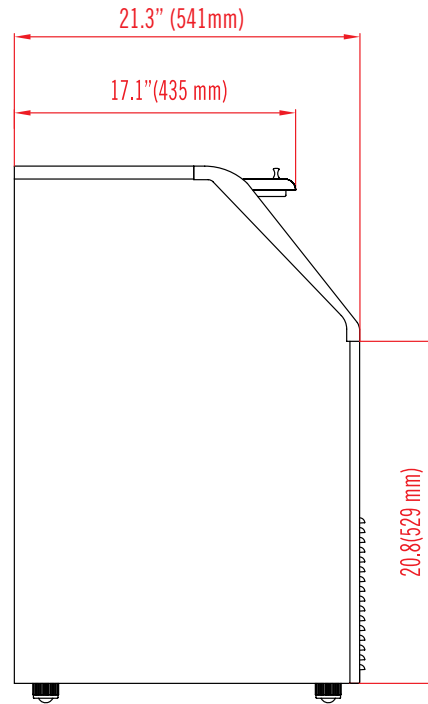
## LUNAR ICE WARRANTY (USA/CANADA)

These units are backed by a 1-year limited parts and labor (parts only warranty for Canada) warranty and a 5-year warranty on the compressors and evaporator. For warranty, non-warranty related issues and technical support call NSA at 877-672-7740 or contact support@admiralcraft.com.

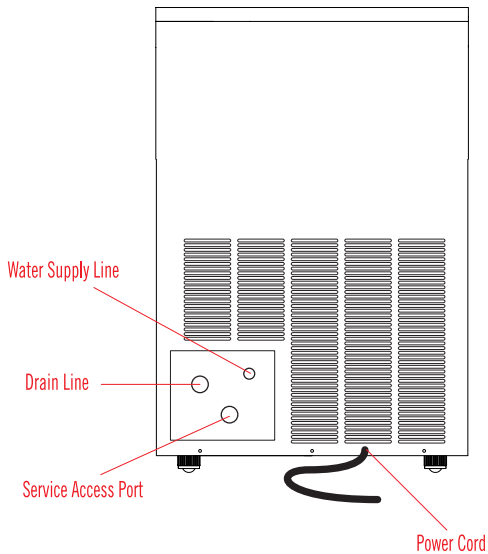
FRONT VIEW



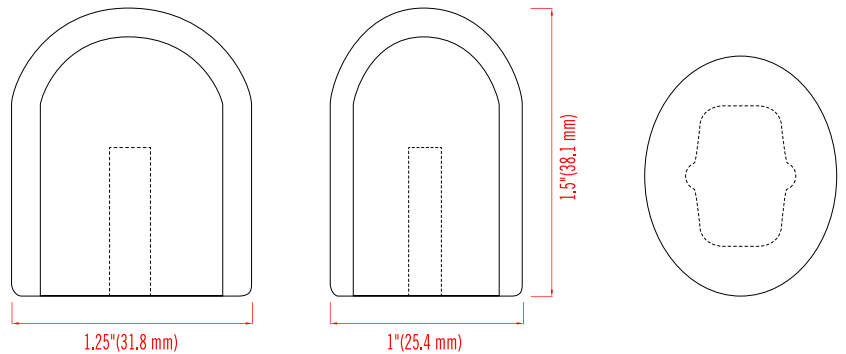
SIDE VIEW



REAR VIEW



BULLET CUBE (ACTUAL SIZE)



MODEL	EXTERNAL DIMENSIONS	DAILY ICE PRODUCTION (70°F Air / 50°F Water)	ICE BIN STORAGE CAPACITY	NET WEIGHT / SHIPPING WEIGHT	AMP DRAW (NOMINAL/MAX)	REFRIGERANT AND CHARGE SIZE	ELECTRICAL	SHIPPING DIMENSIONS
LUIM-75	16.5"x21.3"x32.5"	75 lbs/day	25 lbs	81.6 lbs / 92.6 lb	6.7A/11.2A	R134a, 6.35oz	115V / 60Hz	18.9"x23"x36"

## INSTALLATION

- A clearance of 2" from the wall is recommended to promote adequate cooling air circulation
- A gravity drain line is required to install this ice machine
- For optimal performance, the use of a water filter is recommended