

R SERIES

RWDBS18

18" WIDE DEEP BOWL ONE LIGHT SHADE

RWDBS18 FINISH

- SB - Satin Black

DIMENSIONS

Width	18"
Height	9.75"
Depth	18"
Wire	100"
Weight	2.51 lbs

MATERIAL

Aluminum

LAMPING

# Bulbs	1-Medium
Bulb Base	Medium (E26)
Watts per Bulb	100W
Voltage	120V
Total Wattage	100W
Bulbs Included	No

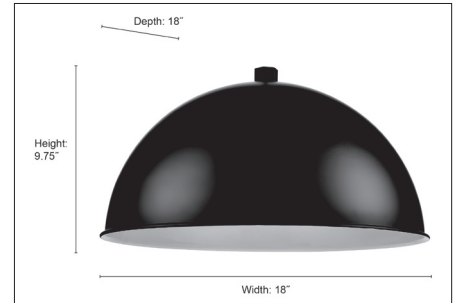
CERTIFICATION

ETL Listed	Wet Location
------------	--------------

WARRANTY

5 Year Product Warranty

RWDBS18-SB



ITEM NUMBER

SKU RWDBS18-SB

Compatible Goose Necks

- Compatible with arms: RGN10, RGN12, RGN13, RGN15, RGN22, RGN23, RGN24, RGN30, and RGN41

Note: All finishes on outdoor lighting must be properly maintained and treated. Therefore, we suggest cleaning with a regular application of finish preserving & renewing products such as Rejuvenate.

Timeless Lighting For Any Space

 Millennium

Millennium Lighting • 105 Declaration Drive • McDonough, GA 30253 • www.millenniumlighting.com

GOOSE NECK FINISHES

- ABR - Architectural Bronze
- AL - Aluminum
- ASB - Aluminum Painted Satin Black
- CP - Copper
- GA - Galvanized
- NB - Navy Blue
- SB - Satin Black
- SG - Satin Green
- SR - Satin Red
- WH - White

DIMENSIONS

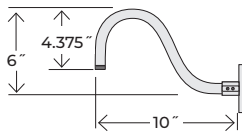
RGN10	L: 10"	H: 6"	ID: .75"
RGN12	L: 13"	H: 12"	ID: .75"
RGN13	L: 13"	H: 2"	ID: .75"
RGN15	L: 14.5"	H: 7.5"	ID: .75"
RGN22	L: 21.5"	H: 6.5"	ID: .75"
RGN23	L: 23"	H: 14"	ID: .75"
RGN24	L: 24"	H: 15"	ID: .75"
RGN30	L: 30"	H: 13"	ID: .75"
RGN41	L: 41"	H: 9"	ID: .75"

MATERIAL Steel

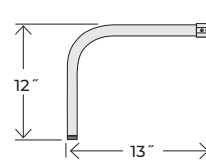
CERTIFICATION

UL Listed Wet Location

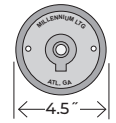
GOOSE NECKS



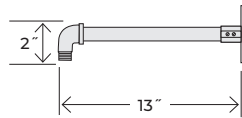
RGN10



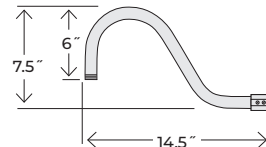
RGN12



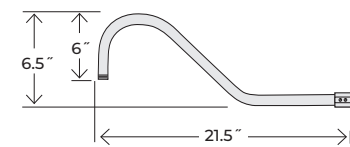
Back Plate included with goose neck



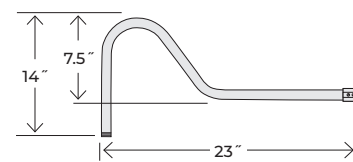
RGN13



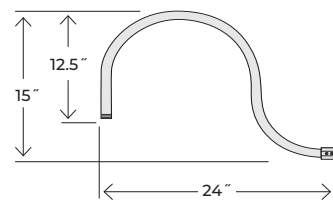
RGN15



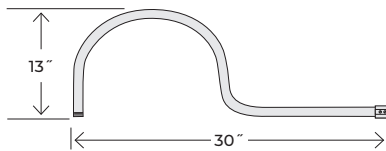
RGN22



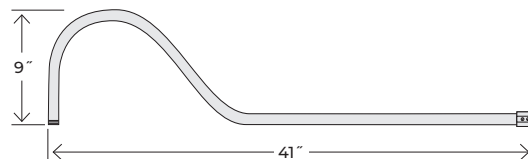
RGN23



RGN24



RGN30



RGN41



Note: All finishes on outdoor lighting must be properly maintained and treated. Therefore, we suggest cleaning with a regular application of finish preserving & renewing products such as Rejuvenate.

R SERIES

COMPATIBLE MOUNTING & ACCESSORIES

STEM FINISHES

- ABR - Architectural Bronze
- AL - Aluminum
- ASB - Aluminum
Painted Satin Black
- CP - Copper
- GA - Galvanized
- GY - Gray
- NB - Navy Blue
- SB - Satin Black
- SG - Satin Green
- SR - Satin Red
- WH - White

STEMS

RSCM
H: 2"
ID: 0.75"

RS1
H: 12"
ID: 0.75"

RS2
H: 24"
ID: 0.75"

RS3
H: 36"
ID: 0.75"

CANOPY KIT FINISHES

- ABR - Architectural Bronze
- AL - Aluminum (RSCK only)
- ASB - Aluminum
Painted Satin Black (RSCK only)
- CP - Copper
- GA - Galvanized
- GY - Gray (RSCK only)
- NB - Navy Blue (RSCK only)
- SB - Satin Black
- SG - Satin Green
- SR - Satin Red
- WH - White

CANOPY KITS



RSCK
(25° ANGLE)
W: 5.75" X H: 2"



RSCKSS
(45° ANGLE)
W: 5.75" X H: 2"

Required for stem hung ceiling applications where slope angle is greater than 25°.

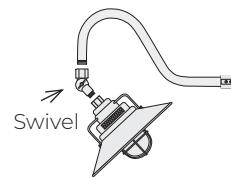
WALL MOUNT SWIVEL FINISHES

- ABR - Architectural Bronze
- CP - Copper
- GA - Galvanized
- SB - Satin Black
- SR - Satin Red
- WH - White

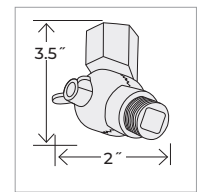
SWIVELS



RSW
W: 3.5" x H: 2"



Allows precise angle adjustment of wall mounted shades.



RSW

Use of RC connectors or RSW Swivels in outdoor applications may require pipe sealant or plumber's putty. Please refer to local codes.

Note: All finishes on outdoor lighting must be properly maintained and treated. Therefore, we suggest cleaning with a regular application of finish preserving & renewing products such as Rejuvenate.

24W LED Module with Adapter

DIMENSIONS

Width	9"
Height	1.75"

LAMPING

24W LED
90 CRI
1920 Lumens
3000k
Dimmable

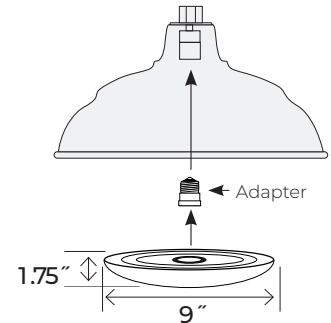
Can be used with the following shades and cord hung shades:

- 14" & 17" Warehouse
- 14", 17" & 20" Aluminum Warehouse
- 14" & 17" Classic
- 18" Wide Deep Bowl
- 13" & 17" Wide Cone

24W LED MODULE WITH ADAPTER



RLED24W



R SERIES

COMPATIBLE MOUNTING & ACCESSORIES

STEM CONNECTORS

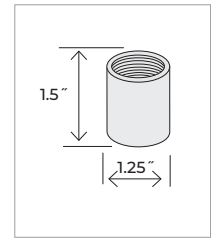
- ABR - Architectural Bronze
- SB - Satin Black
- AL - Aluminum
- SG - Satin Green
- ASB - Aluminum Painted Satin Black
- SR - Satin Red
- WH - White
- CP - Copper
- GA - Galvanized
- NB - Navy Blue

STEM CONNECTORS



RC
W: 1.25" x H: 1.5"

Use of RC connectors or RSW Swivels in outdoor applications may require pipe sealant or plumber's putty. Please refer to local codes.



RC

1 LIGHT POST ADAPTER FINISHES

- ABR - Architectural Bronze
- SB - Satin Black

* SPECIAL ORDER FINISHES

- CP - Copper
- GA - Galvanized
- SR - Satin Red
- WH - White

* Minimum order required

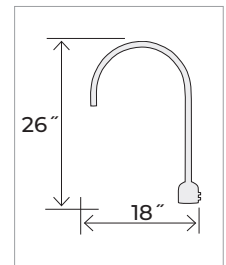
1 LIGHT POST ADAPTER



RPAS
W: 18" x H: 26"

Post adapters are designed to fit standard 3" posts and pier mount bases.

Post and/or pier mount bases are not available from Millennium Lighting.



RPAS

2 LIGHT POST ADAPTER FINISHES

- ABR - Architectural Bronze
- SB - Satin Black

* SPECIAL ORDER FINISHES

- CP - Copper
- GA - Galvanized
- SR - Satin Red
- WH - White

* Minimum order required

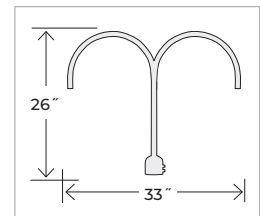
2 LIGHT POST ADAPTER



RPAD
W: 33" x H: 26"

Post adapters are designed to fit standard 3" posts and pier mount bases.

Post and/or pier mount bases are not available from Millennium Lighting.



RPAD

Note: All finishes on outdoor lighting must be properly maintained and treated. Therefore, we suggest cleaning with a regular application of finish preserving & renewing products such as Rejuvenate.