

PNEUMATIC SWIVEL BAR STOOL

Item Number W85011

OWNER'S MANUAL



Performance Tool®

▲WARNING: It is the owner and/or operators' responsibility to study all WARNINGS, operating, and maintenance instructions contained on the product label and instruction manual prior to operation of this stool. The owner/operator shall retain product instructions for future reference.

The owner and/or operator are responsible for maintenance, maintaining all decals or warning labels and while in use, maintaining the unit in good working order. If the owner and/or operator are not fluent in English, the product warnings and instructions shall be read and discussed with the operators' native language by the purchaser/owner or his designee. Make sure that the operator comprehends its contents. Safety information shall be emphasized and understood prior to usage.

Protect yourself and others by observing all safety information.

Failure to comply with instructions could result in personal injury and/or property damage!
If you encounter any problems or difficulties, please contact our customer service department at:
1-800-497-0552 between 6:30 a.m. and 4:30 p.m. Pacific time.

PT[®]
Performance Tool

SAFETY GUIDELINES / DEFINITIONS

This instruction manual is intended for your benefit. Please read and follow the safety, installation, maintenance and troubleshooting steps described within to ensure your safety and satisfaction. The contents of this instruction manual are based upon the latest product information available at the time of publication. The manufacturer reserves the right to make product changes at any time without notice.

▲WARNING: Read and understand this entire instruction manual before attempting to assemble, install, operate or maintain this stool. Failure to comply with the instructions may result in serious personal injury and/or property damage!

The following signal words are used to emphasize safety warnings that must be followed when using this stool:

▲DANGER: Indicates an imminently hazardous situation that, if not avoided, WILL result in death or serious injury.

▲CAUTION: Indicates a potentially hazardous situation that, if not avoided, MAY result in minor or moderate injury.

▲WARNING: Indicates a potentially hazardous situation that, if not avoided, COULD result in death or serious injury.

▲NOTICE: Indicates important information, which if not followed, MAY cause damage to equipment.

UNPACKING AND INSPECTION

After opening the carton, unpack your stool and related parts & accessories. Please inspect it carefully for any damage that may have occurred during transit. Please check it against the photograph on carton. If any parts are missing, please call customer service at 1-800-497-0552 between 6 a.m. and 5 p.m. Pacific time.

▲WARNING DO NOT operate this stool if damaged during shipment, handling or misuse. Do not operate the stool until the parts have been replaced or the fault rectified. Failure to do so may result in serious personal injury or property damage. All damaged parts must be repaired or replaced as needed prior to operating this stool. Check to see that all nuts, bolts and fittings are secure before putting this stool into service. If you have any questions, or require assistance with damaged or missing parts, contact customer service. Please have the serial number, model number, and date of purchase available for reference when calling.

SPECIFICATIONS

Capacity: 330 lbs.

Assembled dimensions: 16-3/4 in. Deep x 16 in. wide x 30-1/2 to 36 in. high
(42.5 D x 40.6 W x 77.5 to 91.4 cm H)

Seat: 360 Degree swivel, 14 in. Diameter, with 4 in. high seat back

Seat Height: 26 to 32 in.

Specifications are subject to change without notice.

IMPORTANT SAFETY INFORMATION


▲WARNING

READ, UNDERSTAND AND FOLLOW ALL INSTRUCTIONS AND WARNINGS BEFORE OPERATING THIS EQUIPMENT. FAILURE TO DO SO MAY RESULT IN PERSONAL INJURY AND/OR PROPERTY DAMAGE AND WILL VOID WARRANTY.

1. DO NOT exceed rated capacity. Overloading the stool can cause damage to or failure of the stool.
2. Use only on a hard, level surface, capable of sustaining the load. Use of stool on other than hard level surfaces can result in stool instability.
3. DO NOT stand on stool. Serious injury can result if the stool tips over or you accidentally come in contact with the stool.
4. DO NOT expose to heat. Parts of the unit are under pressure.
5. Do not alter this product in any way.
6. Keep your work area clean and well lit. Cluttered work areas invite accidents.
7. Keep bystanders, children, and visitors away while operating stool. Distractions can cause you to lose control.
8. Stay alert. Watch what you are doing, and use common sense when operating a stool. Do not use a stool while tired or under the influence of drugs, alcohol or medication. A moment of inattention while operating stool may result in serious personal injury.
9. Store stool out of reach of children and other untrained persons. Stools are dangerous in the hands of untrained users.
10. Stool service must be performed only by qualified repair personnel. Service or maintenance performed by unqualified personnel could result in injury.
11. When servicing stool, use only identical replacement parts. Use of unauthorized parts may create a risk of injury and may void any applicable warranty.
12. Maintain labels and nameplates on the stool. These carry important information. If unreadable or missing, contact Performance Tool for a replacement.
13. The warnings, precautions, and instructions discussed in this manual cannot cover all possible conditions and situations that may occur. The operator must understand that common sense and caution are factors, which cannot be built into this product, but must be supplied by the operator.

PACKAGING CONTENTS

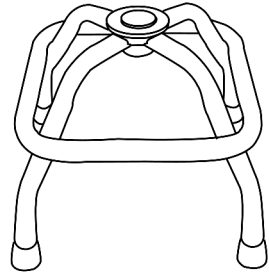
Seat Cushion with
Lifting Lever



Cylinder



Base

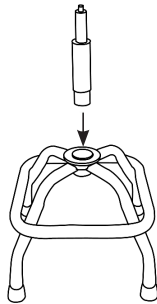


ASSEMBLY INSTRUCTIONS

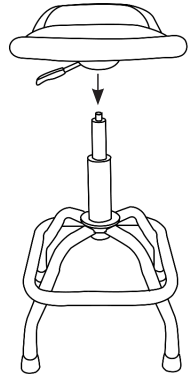
▲Note: No tools are required for assembly, but inspect components for proper fit and alignment before assembling. Tighten any loose fasteners. Do not use if any parts are damaged or missing. Contact manufacturer for customer service.

1. Place base on solid surface and insert the wider end of the Pneumatic Cylinder into the opening in the center of the base.

Note: Pneumatic Cylinder may have a plastic cap on the release tip. If so, remove before moving to Step 2.

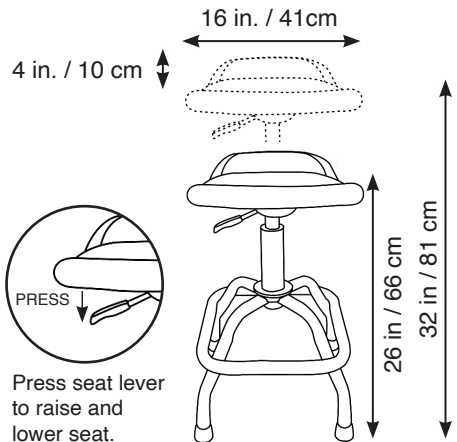
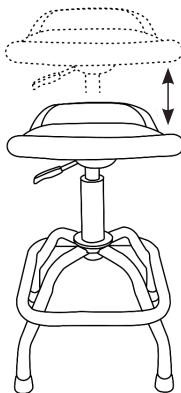


2. Carefully position the Seat assembly over the center rod in the Pneumatic Cylinder and press down.



3. Firmly press down on the seat to ensure all three pieces have properly seated and fit together tightly.

You should now be able to lift the seat up by the cushion without it coming off of the Pneumatic Cylinder. If the seat comes off, repeat steps 2 & 3.



SPECIFIC WARNINGS

- Do not exceed the maximum weight capacity of 330 lbs. (150 kg.)
- Do not stand on stool, or use the stool as a ladder.
- Do not sit on the backrest or edge of the stool.
- For indoor use only.
- The stool must be on level surface for proper stability.
- Only use the stool when fully assembled. Failure to follow this warning can cause serious injury.

If the stool is not operating properly or if any parts are loose, broken or missing, immediately stop using the stool and contact our customer service at 1-800-497-0552 between 6 a.m. and 5 p.m. Pacific time.

1 YEAR LIMITED WARRANTY

PERFORMANCE TOOL® extends only the following warranties, and only to original retail purchasers. These warranties give specific legal rights. Except where prohibited by local law, the law of the State of Washington governs all warranties and all exclusions and limitations of warranties and remedies. There may be other rights which vary from state to state.

PERFORMANCE TOOL® warrants the product to be free from defects in materials and workmanship under normal use and service. A defective product may be returned for a free replacement within 90 days from the date of purchase, provided that product is returned to place of purchase immediately after discovery of defect. After 90 days and up to one year from date of purchase, PERFORMANCE TOOL® will replace at no charge any parts which our examination shall disclose to be defective and under warranty. These warranties shall be valid only when a sales receipt showing the date of purchase accompanies the defective product or defective part(s) being returned. For part(s) after 90 days, please remit your request, postage prepaid to:

PERFORMANCE TOOL, P.O. Box 88259 Tukwila, WA 98138

These warranties exclude blades, bits, punches, dies, bulbs, fuses, hoses, and other consumables which must be replaced under normal use and service. These warranties shall not apply to any product or part which is used for a purpose for which it is not designed, or which has been repaired or altered in any way so as to affect adversely its performance or reliability, nor shall these warranties apply to any product or part which has been subject to misuse, neglect, accident or wear and tear incident to normal use and service.

PERFORMANCE TOOL® does not authorize any other person to make any warranty or to assume any liability in connection with its products.

Except for warranties of title and the limited express warranties set forth above, PERFORMANCE TOOL® makes no express or implied warranties of any kind with respect to its products. In particular, PERFORMANCE TOOL® makes no implied warranty of merchantability and no implied warranty of fitness for any particular purpose, except that for goods purchased primarily for personal, family or household use and not for commercial or business use, PERFORMANCE TOOL® makes an implied warranty of merchantability (and, if otherwise applicable, an implied warranty of fitness for a particular purpose), but only for the particular qualities or characteristics, and for the duration, expressly warranted above. The laws on limitation of implied warranties may differ from state to state, so the above limitations may not apply in all cases.

PERFORMANCE TOOL® shall not be liable for consequential, incidental or special damages resulting from or in any manner related to any product, or to the design, use, or any inability to use the product. The sole and exclusive remedy for a defective product or part shall be the repair, or replacement thereof as provided above. The laws on limitation of remedies or on consequential, incidental or special damages may vary from state to state, so the above limitations may not apply in all cases.