

USER'S MANUAL

MC650B

BLUETOOTH® | 3" (76mm) WEATHER RATED
SPEAKER AND AMPLIFIER SYSTEM



 Bluetooth®

BOSS®

REBEL

POWER SPORTS

**MC650B BLUETOOTH-ENABLED
ALL-TERRAIN SPEAKER AND AMPLIFIER SYSTEM**

Congratulations on your purchase of a BOSS Audio Systems Off-road amplified speaker system. It has been designed, engineered and manufactured to bring you the highest level of performance and quality, and will afford you years of listening pleasure.

Thank you for making BOSS AUDIO SYSTEMS your choice for entertainment!



MC650B BLUETOOTH-ENABLED ALL-TERRAIN SPEAKER AND AMPLIFIER SYSTEM

Contents

Amplifier	1 PC
High-Performance, Weatherproof Speakers	4 PCS
Amplifier Mounting Screws	4 PCS
Speaker Mounting Bolts	8 PCS
Rubber Mounting Shims	12 PCS
Fuse	1 PC
Bluetooth Control Box.....	1 PC
Power Cable	1 PC
Power and Speaker Cable Adaptor..... (12V Direct Plug)	1 PC
User's manual	1 PC
Warranty Card	1 PC

Features:

3.5mm Audio Inputs

Rust-Free Brackets

Weatherproof Bluetooth Control Box

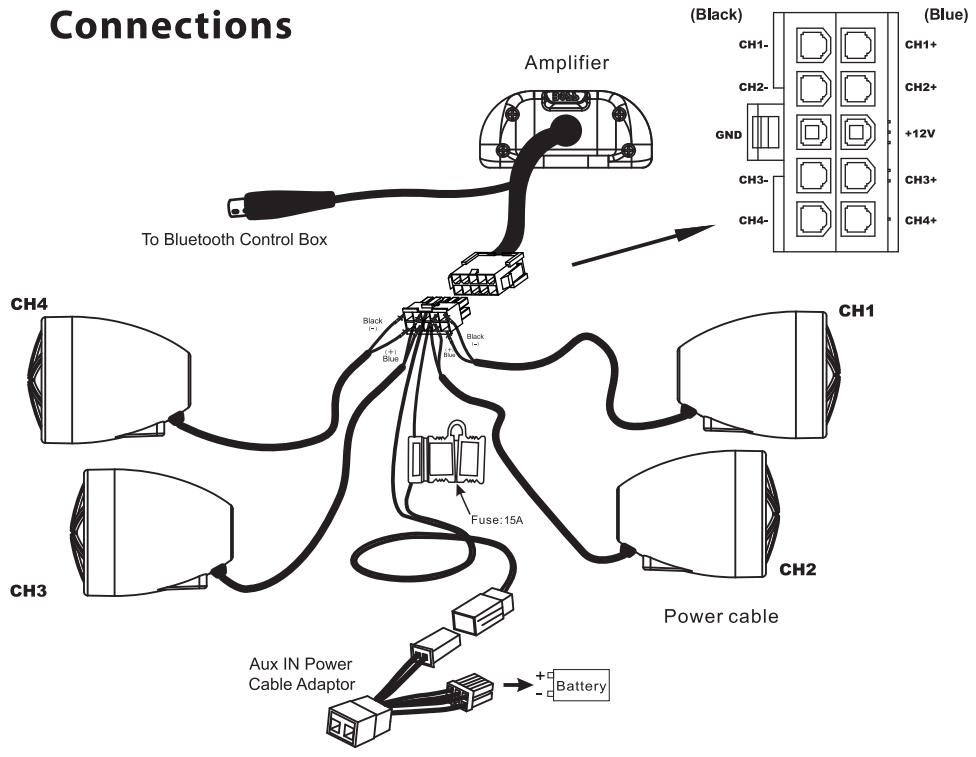
High-Impact, High Temp Speaker Enclosures

Weatherproof Speakers


Bluetooth Audio Streaming

MC650B BLUETOOTH-ENABLED ALL-TERRAIN SPEAKER AND AMPLIFIER SYSTEM

Connections



Loudspeaker Mounting Diagram



Loudspeaker mounting diagram

MC650B BLUETOOTH-ENABLED ALL-TERRAIN SPEAKER AND AMPLIFIER SYSTEM

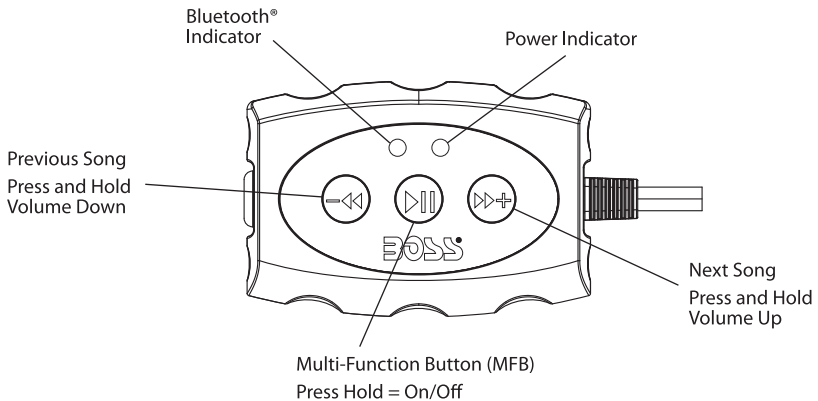
Installation

1. Screw the brackets to the bottom of the speakers.
2. Find a safe, ideal mounting location and fit the brackets over the chosen mounting bars.
3. Fasten the mounting screws after you review the safety of the mounting location.

Wiring

1. Be sure to run the wiring securely and far away from any moving components.
2. Connecting the power cable to the power source: You will need to connect the 12V red wire to a (fused 10A) switched power source.
3. Use the 3.5mm stereo jack to connect to your entertainment source(MP3 player, etc).
4. Use your player device and wired remote bluetooth control box to control your level of loudness.

MC650B Multi-Function Controller



BLUETOOTH® OPERATION

Pairing & Connection

- 1) Power on the MC650B
 - a. **Press and Hold** the **MFB** for 3 sec.
- 2) The MC650B will automatically go into pairing mode. The blue and red LEDs will flash alternately
 - a. Go into the **Settings** menu on your device
 - b. Enter the **Bluetooth Menu**
 - c. "MC650B" will display under devices to pair.
 - d. If prompted to enter a pass code: **"0000"**
 - e. If the unit is not seen, repeat the above steps to refresh the **"Device List"**
- 3) If the connection is successful, you should now be paired and connected to the MC650B

Reconnection

- 1) Power on the MC650B.
- 2) The unit will reconnect to the last paired device.
- 3) If you have paired with the MC650B, but it wasn't the last paired device...
 - a. Enter the **Bluetooth Menu** on your device
 - b. "MC650B" will display under **"Paired Devices"**
 - c. Choose the "MC650B" to reconnect.
- 4) If the user is out of range from the MC650B, it will disconnect automatically...
 - a. To reconnect once device is back in range, press the **"MFB"** button once.
 - b. The MC650B will reconnect to the device.

Playing Music

- 1) Press the “MFB” once to start playing music. The “MFB” during music playback serves as a “Play/Pause”
- 2) To skip songs or advance, press the “>>” button
- 3) To select the previous song, press the “<<” button

Volume Control

- 1) To raise the volume **Press and Hold** the “>>” button
- 2) To lower the volume **Press and Hold** the “<<” button

MC650B BLUETOOTH-ENABLED ALL-TERRAIN SPEAKER AND AMPLIFIER SYSTEM

Specifications

Operation Voltage	-----	9 ~ 16 V
Max Power	-----	1200W
THD	-----	< 1%
S/N	-----	>74 dB
Channel Separation	-----	>56 dB
Frequency Response	-----	250Hz - 20 KHz
Sensitivity	-----	150 mv -1v

USER'S MANUAL

MC650B

BLUETOOTH® | 3" (76mm) WEATHER RATED SPEAKER AND AMPLIFIER SYSTEM

BOSS®
AUDIO SYSTEMS

BOSS Audio Systems

3451 Lunar Court • Oxnard, CA 93030

www.bossaudio.com | 805.322.8794

tech support: www.bossaudio.com/support/technical-support



0116

iPod® and iPhone® are trademarks of Apple, Inc. registered in the U.S. and other countries. BOSS Audio Systems is not affiliated with Apple, Inc. The Bluetooth® word mark and logos are registered trademarks owned by Bluetooth SIG, Inc. and any use of such marks by BOSS Audio Systems is under license. Other trademarks and trade names are those of their respective owners.