






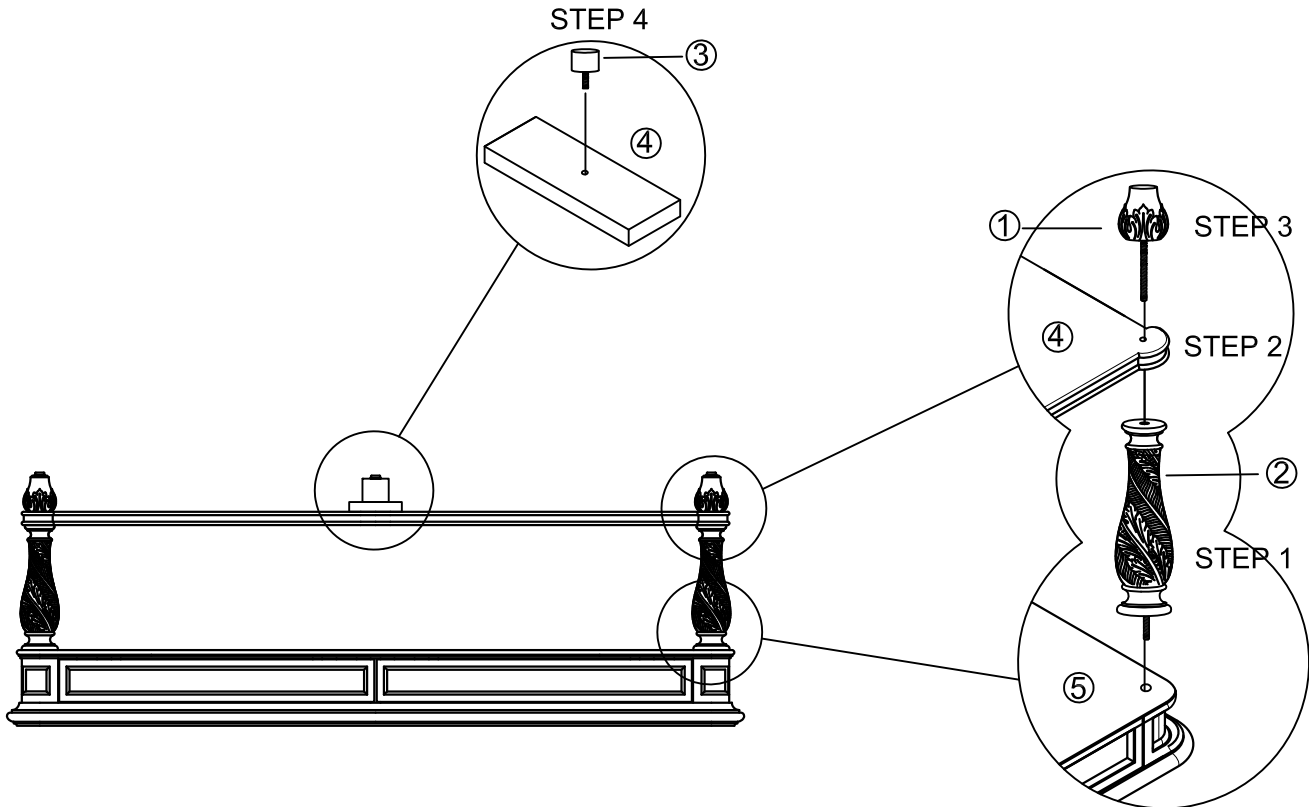
# ASSEMBLY INSTRUCTION

ITEM: 6750-80410-85 Rectangle Cocktail Table

Thank you for purchasing this quality product. Be sure to unpack carefully looking for small parts which may have come loose during shipment.  
Read all instruction and study the drawing carefully before starting the assembly process.

PART LIST

NO.	DRAWING	DESCRIPTION	Q'TY
①		Foot	4PCS
②		Post	4PCS
③		Center Leg	1PC
④		Bottom Shelf	1PC
⑤		Top	1PC



Step 1: Screw posts (2) into the top (5).

Step 2: Place bottom shelf (4) onto the posts (2).

Step 3: Well attach the feet (1) through bottom shelf (4) to the posts (2).

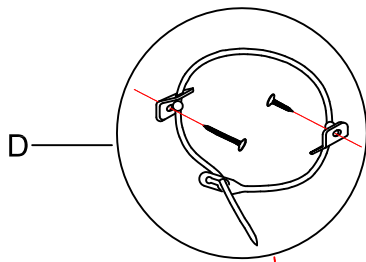
Step 4: Attach center leg (3) to the cleat where it is at the underneath of bottom shelf (4).

# ASSEMBLY INSTRUCTION

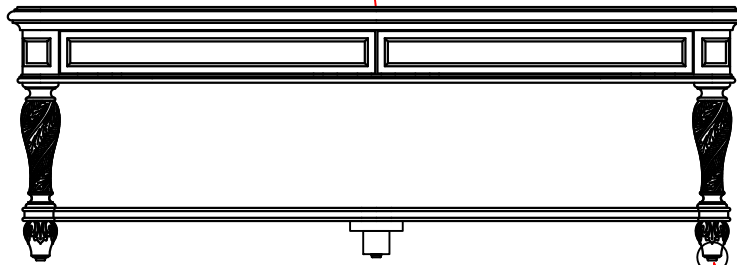
ITEM: 6750-80410-85 Rectangle Cocktail Table

Thank you for purchasing this quality product. Be sure to unpack carefully looking for small parts which may have come loose during shipment.  
Read all instruction and study the drawing carefully before starting the assembly process.

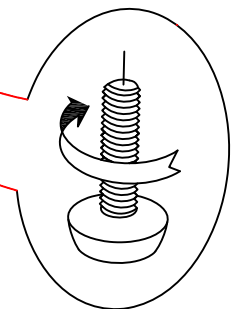
## Tipping Restraint



Anti-tip kit is included for use.  
We recommend installing for safety reason



## STEP 5



Adjust Leveler if needed  
to level table on uneven  
floor.