

SPILL PROOF COOLANT FILL KIT

Item Number W89740

OWNER'S MANUAL



Performance Tool®

▲WARNING: READ, UNDERSTAND AND FOLLOW ALL INSTRUCTIONS AND WARNINGS BEFORE OPERATING THIS TOOL. FAILURE TO DO SO MAY RESULT IN PERSONAL INJURY AND/OR PROPERTY DAMAGE AND WILL VOID WARRANTY.

PT[®]
Performance Tool

SPECIFICATIONS:

Funnel Dimensions.....	6-1/2 in. (Diameter) x 9-1/4 in. (Height)
Adapters	5 (GM, Ford, Small, Med, Large)
Caps	4 (for use with adapters)
Extensions	2 (Angled), 2 (Straight)

Specifications are subject to change without notice.

SAFETY GUIDELINES / DEFINITIONS

This instruction manual is intended for your benefit. Please read and follow the safety, installation, maintenance and troubleshooting steps described within to ensure your safety and satisfaction. The contents of this instruction manual are based upon the latest product information available at the time of publication. The manufacturer reserves the right to make product changes at any time without notice.

▲WARNING: Read and understand this entire instruction manual before attempting to assemble, install, operate or maintain this product. Failure to comply with the instructions may result in serious personal injury and/or property damage!

The following signal words are used to emphasize safety warnings that must be followed when using this product:

▲DANGER: Indicates an imminently hazardous situation that, if not avoided, WILL result in death or serious injury.

▲CAUTION: Indicates a potentially hazardous situation that, if not avoided, MAY result in minor or moderate injury.

▲WARNING: Indicates a potentially hazardous situation that, if not avoided, COULD result in death or serious injury.

▲NOTE: Indicates important information, which if not followed, MAY cause damage to equipment.

UNPACKING AND INSPECTION

After opening the carton, unpack your new product and related parts and accessories. Please inspect it carefully for any damage that may have occurred during transit. Please check it against the photograph on carton. If any parts are missing, please call customer service at 1-800-426-1262 between 6 a.m. and 5 p.m. Pacific time.

▲WARNING: DO NOT operate this product if damaged during shipment, handling or misuse. Do not operate the product until the parts have been replaced or the fault rectified. Failure to do so may result in serious personal injury or property damage. All damaged parts must be repaired or replaced as needed prior to operating this product. Check to see that all nuts, bolts and fittings are secure before putting this product into service.

If you have any questions, or require assistance with damaged or missing parts, please contact our customer service department at 1-800-426-1262. Please have the serial number, model number, and date of purchase available for reference when calling.

▲WARNING. READ, UNDERSTAND AND FOLLOW ALL INSTRUCTIONS AND WARNINGS BEFORE OPERATING THIS PRODUCT. FAILURE TO DO SO MAY RESULT IN FIRE, ELECTRICAL SHOCK, PERSONAL INJURY AND/OR PROPERTY DAMAGE AND WILL VOID WARRANTY.

SAFETY INFORMATION

- Keep the area clean and well lit. Cluttered or dark areas can cause accidents.
- Keep children and people away during the use of the tool. Distractions can cause you to lose control of the tool.
- Be aware of what you are doing and use common sense while using the tool. Do not use a tool when you are tired or under the influence of drugs, alcohol or medication. A moment of distraction while using a tool can cause serious personal injury.
- Use safety equipment. Always wear eye protection. Safety equipment such as dust masks, non-slip safety shoes, helmets or ear protection used in appropriate conditions will reduce the risk of injury.
- Dress appropriately. Do not wear loose clothing or jewelry. Keep hair, clothing and gloves away from moving parts. Loose clothing, jewelry or long hair can get caught in moving parts.



PARTS LIST

No.	Description	Qty.	No.	Description	Qty.
1	Lid	1	8	Medium Adapter (Ford).....	1
2	Funnel	1	9	Straight Extensions.....	2
3	Shut-Off Valve.....	1	10	Angled Extensions	2
4	Large Adapter	1	11	Small Cap	1
5	Medium Adapter	1	12	Threaded Cap	1
6	Small Adapter	1	13	Medium Cap	1
7	Large Adapter (GM).....	1	14	Large Cap	1

OPERATION

▲WARNING: *Never remove the radiator cap when engine is hot.*



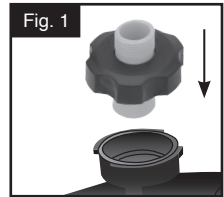
1. Remove the existing radiator cap.
2. Identify and install the proper adapter and cap on to the radiator or expansion tank opening (Fig. 1).

Note: *Be sure the gasket is in place for a proper seal.*

3. Fit and thread on the adapter. If an angled extension and or a straight extension is needed, it must be installed before installing the funnel. Use the angled extensions if clearance is an issue (Fig. 2).
4. With the funnel attached, open the shut-off valve by turning counter-clockwise and slowly pour coolant until the funnel is 1/3rd full.
5. Start the engine and let it idle, wait for the thermostat to fully open. Watch the coolant level in the funnel and add coolant if needed.

▲WARNING: *Do not rev the engine. Excessive RPM can cause fluid to overflow the funnel.*

6. After the cooling system is full and there's still coolant in the funnel, squeeze and hold the upper radiator hose (use caution if warm). While holding the hose, close the shut-off valve by turning clockwise. Release the hose and the system will draw in any additional coolant. Do not reopen the valve.
7. Unthread the funnel to release it from the adapters. Empty the remaining fluid into an appropriate container.
8. Remove the cap and adapter from the radiator and reinstall the cooling system cap.



LIMITED WARRANTY

PERFORMANCE TOOL® extends only the following warranties, and only to original retail purchasers. These warranties give specific legal rights. Except where prohibited by local law, the law of the State of Washington governs all warranties and all exclusions and limitations of warranties and remedies. There may be other rights which vary from state to state.

PERFORMANCE TOOL® warrants the product to be free from defects in materials and workmanship under normal use and service. A defective product may be returned for a free replacement within 90 days from the date of purchase, provided that product is returned to place of purchase immediately after discovery of defect. After 90 days PERFORMANCE TOOL® will replace at no charge any parts which our examination shall disclose to be defective and under warranty. These warranties shall be valid only when a sales receipt showing the date of purchase accompanies the defective product or defective part (s) being returned. For part (s) after 90 days, please remit your request, postage prepaid to:

PERFORMANCE TOOL, P.O. Box 88259 Tukwila, WA 98138

These warranties exclude blades, bits, punches, dies, bulbs, fuses, hoses, and other consumables which must be replaced under normal use and service. These warranties shall not apply to any product or part which is used for a purpose for which it is not designed, or which has been repaired or altered in any way so as to affect adversely its performance or reliability, nor shall these warranties apply to any product or part which has been subject to misuse, neglect, accident or wear and tear incident to normal use and service.

PERFORMANCE TOOL® does not authorize any other person to make any warranty or to assume any liability in connection with its products.

Except for warranties of title and the limited express warranties set forth above, PERFORMANCE TOOL® makes no express or implied warranties of any kind with respect to its products. In particular, PERFORMANCE TOOL® makes no implied warranty of merchantability and no implied warranty of fitness for any particular purpose, except that for goods purchased primarily for personal, family or household use and not for commercial or business use, PERFORMANCE TOOL® makes an implied warranty of merchantability (and, if otherwise applicable, an implied warranty of fitness for a particular purpose), but only for the particular qualities or characteristics, and for the duration, expressly warranted above.

The laws on limitation of implied warranties may differ from state to state, so the above limitations may not apply in all cases.

PERFORMANCE TOOL® shall not be liable for consequential, incidental or special damages resulting from or in any manner related to any product, or to the design, use, or any inability to use the product. The sole and exclusive remedy for a defective product or part shall be the repair, or replacement thereof as provided above. The laws on limitation of remedies or on consequential, incidental or special damages may vary from state to state, so the above limitations may not apply in all cases.