





Purchase Date: ____ / ____ / ____ Order/Customer Reference Number: _____

Thank you for choosing Sunnydaze Decor. We stand behind our brand and the quality of the items we sell. Replacement parts or products will be sent at our discretion within the 1-year warranty period. Proof of purchase, with the date of purchase as well as photos of the merchandise defect, must be provided. Photos are used to determine the cause of defects and for future quality control. Register your warranty at <https://tiny.cc/SunnydazeWarranty>. If you have any questions, comments or concerns, feel free to contact us by phone at 833-982-1977, by email: customerservice@sunnydazedecor.com, or via our contact us page at <https://tiny.cc/SunnydazeContact>

HAROLD THE HAPPY SNOWMAN STATUE

ART-962

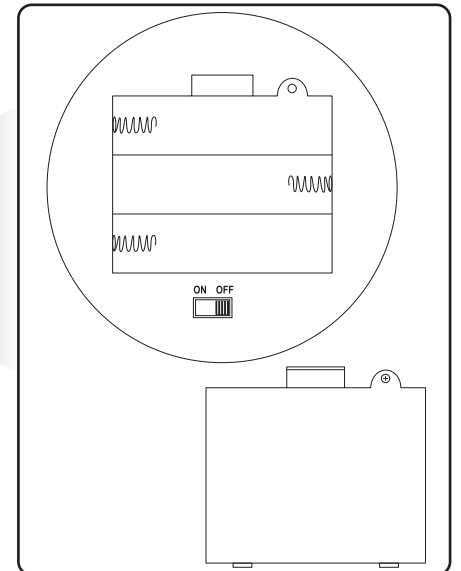
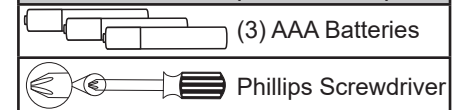
Read this manual carefully before use and save it for future reference.



Rattling noise inside the statue?

Due to the casting process, there may be loose pieces of the cast material inside the statue. Please test the unit by properly installing batteries to verify it is not broken.

REQUIRED (not included)



INSTALLING BATTERIES

1. Make sure the power switch is turned to the 'OFF' position.
2. Use a screwdriver to loosen the screw on the battery housing cover.
3. Gently remove the battery housing cover.
4. Paying attention to the positive and negative terminals, gently insert three 1.5-Volt 'AAA' batteries (not included).
5. Replace the battery cover and fasten the screw.
6. Turn the power switch to the 'ON' position.

CLEANING

Do not use harsh chemicals or abrasive materials to clean any part of this unit. Never submerge the unit in water.

- Ensure the power button is turned to the 'OFF' position.
- Gently dust with a soft, dry cloth or a clean feather duster.

TROUBLESHOOTING

- Ensure the power button is turned to the 'ON' position.
- Make sure the batteries are installed correctly, observe polarity and ensure contact is good.
- Install new batteries (not included). Do not mix old and new batteries.

! SAFETY STATEMENTS & WARNINGS !

- For decorative purposes only. This item is not a toy.
- Do not use harsh chemicals or abrasive materials to clean the statue.
- Remove batteries if unit is being stored or if it will not be used for long periods of time.
- Promptly remove expelled batteries. Do not mix old and new batteries. Mixing batteries could cause leakage of the acid inside batteries, damaging the unit.
- LED lights are not replaceable.
- Manufacturer is not liable for damage or personal injury caused by improper use, inadequate maintenance or neglect of this product.

Any modification to the product or failure to follow recommended care will void the product warranty.