

USER'S MANUAL

MCBK600B

BLUETOOTH® | 3" (76mm) WEATHER RATED SPEAKER AND AMPLIFIER SYSTEM

BOSS®
AUDIO SYSTEMS

BOSS Audio Systems

3451 Lunar Court • Oxnard, CA 93030

www.bosssaudio.com | 805.751.4853

tech support: www.bosssaudio.com/technical-support



0715

iPod® and iPhone® are trademarks of Apple, Inc. registered in the U.S. and other countries. BOSS Audio Systems is not affiliated with Apple, Inc.
The Bluetooth® word mark and logos are registered trademarks owned by Bluetooth SIG, Inc. and any use of such marks by BOSS Audio Systems is under license.
Other trademarks and trade names are those of their respective owners.

USER'S MANUAL

MCBK600B

BLUETOOTH® | 3" (76mm) WEATHER RATED
SPEAKER AND AMPLIFIER SYSTEM



 Bluetooth®

BOSS®
REBEL
POWER SPORTS

**MCBK600B BLUETOOTH-ENABLED
3"(76mm) WEATHER RATED SPEAKER AND AMPLIFIER SYSTEM**

Congratulations on your purchase of a BOSS Audio Systems Off-road amplified speaker system. It has been designed, engineered and manufactured to bring you the highest level of performance and quality, and will afford you years of listening pleasure.

Thank you for making BOSS AUDIO SYSTEMS your choice for entertainment!



**MCBK600B BLUETOOTH-ENABLED
3"(76mm) WEATHER RATED SPEAKER AND AMPLIFIER SYSTEM**

Contents

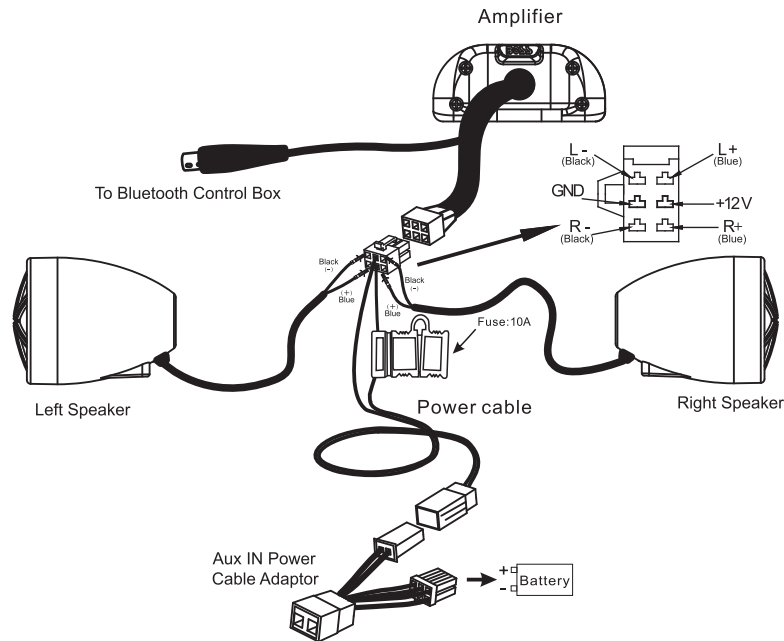
Amplifier	1 PC
High-Performance, Weatherproof Speakers	2 PCS
Amplifier Mounting Screws	4 PCS
Speaker Mounting Bolts	2 PCS
Rubber Mounting Shims	12 PCS
Fuse	1 PC
Bluetooth Control Box.....	1 PC
Power Cable	1 PC
Power and Speaker Cable Adaptor	1 PC
(12V Direct Plug)	
User's manual	1 PC
Warranty Card	1 PC
Thank you Card	1 PC
Facebook Card	1 PC

Features:

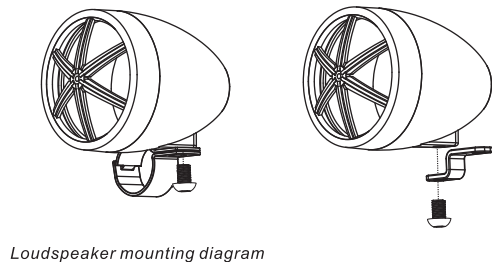
- 3.5mm Audio Inputs
- Rust-Free Brackets
- Weatherproof Bluetooth Control Box
- High-Impact, High Temp Speaker Enclosures
- Weatherproof Speakers
- Bluetooth Audio Streaming

MCBK600B BLUETOOTH-ENABLED 3"(76mm) WEATHER RATED SPEAKER AND AMPLIFIER SYSTEM

Connections



Loudspeaker Mounting Diagram



MCBK600B BLUETOOTH-ENABLED 3"(76mm) WEATHER RATED SPEAKER AND AMPLIFIER SYSTEM

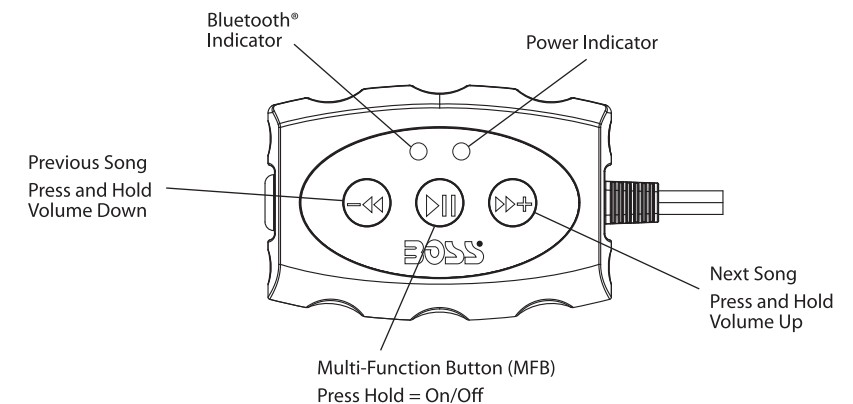
Installation

1. Screw the brackets to the bottom of the speakers.
2. Find a safe, ideal mounting location and fit the brackets over the chosen mounting bars.
3. Fasten the mounting screws after you review the safety of the mounting location.

Wiring

1. Be sure to run the wiring securely and far away from any moving components.
2. Connecting the power cable to the power source: You will need to connect the 12V red wire to a (fused 10A) switched power source.
3. Use the 3.5mm stereo jack to connect to your entertainment source(MP3 player, etc).
4. Use your player device and wired remote bluetooth control box to control your level of loudness.

MCBK600B Multi-Function Controller



BLUETOOTH® OPERATION

Pairing & Connection

- 1) Power on the MCBK600B
 - a. **Press and Hold** the **MFB** for 3 sec.
- 2) The MCBK600B will automatically go into pairing mode. The blue and red LEDs will flash alternately
 - a. Go into the **Settings** menu on your device
 - b. Enter the **Bluetooth Menu**
 - c. "MCBK600B" will display under devices to pair.
 - d. If prompted to enter a pass code: **"0000"**
 - e. If the unit is not seen, repeat the above steps to refresh the **"Device List"**
- 3) If the connection is successful, you should now be paired and connected to the MCBK600B

Reconnection

- 1) Power on the MCBK600B.
- 2) The unit will reconnect to the last paired device.
- 3) If you have paired with the MCBK600B, but it wasn't the last paired device...
 - a. Enter the **Bluetooth Menu** on your device
 - b. "MCBK600B" will display under **"Paired Devices"**
 - c. Choose the "MCBK600B" to reconnect.
- 4) If the user is out of range from the MCBK600B, it will disconnect automatically...
 - a. To reconnect once device is back in range, press the **"MFB"** button once.
 - b. The MCBK600B will reconnect to the device

Playing Music

- 1) Press the **"MFB"** once to start playing music. The **"MFB"** during music playback serves as a "Play/Pause"
- 2) To skip songs or advance, press the **">>"** button
- 3) To select the previous song, press the **"<<"** button

Volume Control

- 1) To raise the volume **Press and Hold** the **">>"** button
- 2) To lower the volume **Press and Hold** the **"<<"** button

MCBK600B BLUETOOTH-ENABLED

3"(76mm) WEATHER RATED SPEAKER AND AMPLIFIER SYSTEM

Specifications

Operation Voltage	-----	9 ~ 16 V
Max Power	-----	800W
THD	-----	< 1%
S/N	-----	> 74 dB
Channel Separation	-----	> 56 dB
Frequency Response	-----	250 Hz - 20 KHz
Sensitivity	-----	150 mv - 1v