



PARTS LIST / LISTE DES PIÈCES / LISTA DE PIEZAS

ITEM NO. / ARTICLE NO. / ARTICULO NO : 21395


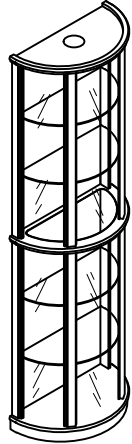
DESCRIPTION / DESCRIPCIÓN : Glass Door Curio/Curio avec prote vitree/Curio con puerta de vidrio

WARNING

Serious or fatal crushing injuries can occur from furniture tip-over. To help prevent tip-over:


- Install tipover restraint provided.
- Place heaviest items in the lowest drawers.
- Do not set TVs or other heavy objects on top of this product, unless the product is specifically designed to accommodate them.
- Never allow children to climb or hang on drawers, doors, or shelves.
- Never open more than one drawer at a time. (OR)
- Do not defeat or remove the drawer interlock system.

Use of tipover restraints may only reduce, but not eliminate, the risk of tipover.
This is a permanent label. Do not remove!


(A)

- x1 Glass Door Curio
- x1 Curio avec prote vitree
- x1 Curio con puerta de vidrio



(B)

- x1 Middle Glass shelf *
- x1 Etagere en verre
- x1 Estante de vidrio



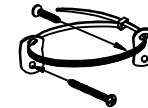
(C)

- x4 Upper and Lower Glass shelf *
- x4 Etagere en verre
- x4 Estante de vidrio



(D)

- x18 Common Shelf Support Flat *
- x18 Supports Pour Tablette
- x18 Soporte De Las Repisas



(E)

- x1 Furniture Tipping Restraint
- x1 Systeme antibasculement
- x1 Control para evitar vulcos

* Replaceable Part

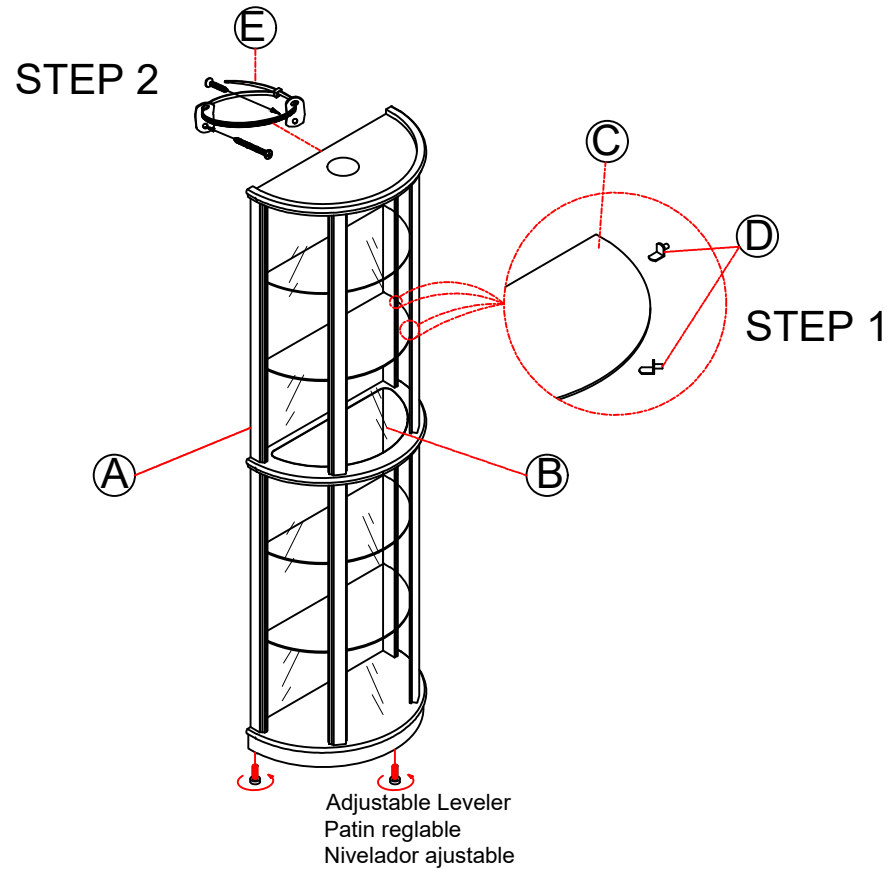
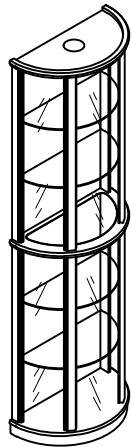


ASSEMBLY INSTRUCTIONS / NOTICE DE MONTAGE / INSTRUCCIONES DE MONTAJE

ITEM NO. / ARTICLE NO. / ARTICULO NO : 21395

DESCRIPTION / DESCRIPCIÓN : Glass Door Curio/Curio avec prote vitree/Curio con puerta de vidrio

▲ WARNING	
	Serious or fatal crushing injuries can occur from furniture tip-over. To help prevent tip-over:
	- Install tipover restraint provided.
	- Place heaviest items in the lowest drawers.
	- Do not set TVs or other heavy objects on top of this product, unless the product is specifically designed to accommodate them.
	- Never allow children to climb or hang on drawers, doors, or shelves.
	- Never open more than one drawer at a time. (OR)
	- Do not defeat or remove the drawer interlock system.
	Use of tipover restraints may only reduce, but not eliminate, the risk of tipover.
	<i>This is a permanent label. Do not remove!</i>





* Replaceable Part




REPLACEABLE PART / PARTIE REMPLACABLE / PARTE REEMPLAZABLE

ITEM NO. / ARTICLE NO. / ARTICULO NO : 21395

DESCRIPTION / DESCRIPCIÓN : Glass Door Curio/Curio avec prote vitree/Curio con puerta de vidrio




R21395-SHELF-02 *
x1 Middle Glass shelf
x1 Insérer Etagere en verre
x1 infort Estante de vidrio



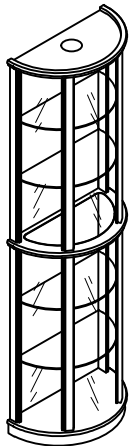
R21395-SHELF-01 *
x4 Upper and Lower Glass shelf
x4 Etagere en verre
x4 Estante de vidrio



RC-SUPPORT-02 *
x16 Common Shelf Support
x16 Supports Pour Tablette
x16 Soporte De Las Repisas



RC-LIGHT-16 *
x1 Single 25w Puck Light w/roll switch



RC-HINGE-03 *
x4 Glass door hinge(nickel)



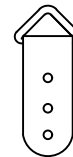
RC-PULL-03 *
x2 Glass door pull (nickel) with felt



RC-FG-02 *
x2 Common floor guide



RC-FG-BROWN *
x2 Adjustable leveler



RC-WALLHB-00 *
x1 Wall hanger bracket

* Replaceable Part